

# County Profile: Rio Blanco County (Rural)



CENTER FOR IMPROVING  
VALUE IN HEALTH CARE

## County Overview

### Population Information 2023\*

Total Population\*\*  
**6,470**

Unique Lives  
in the CO APCD  
-----

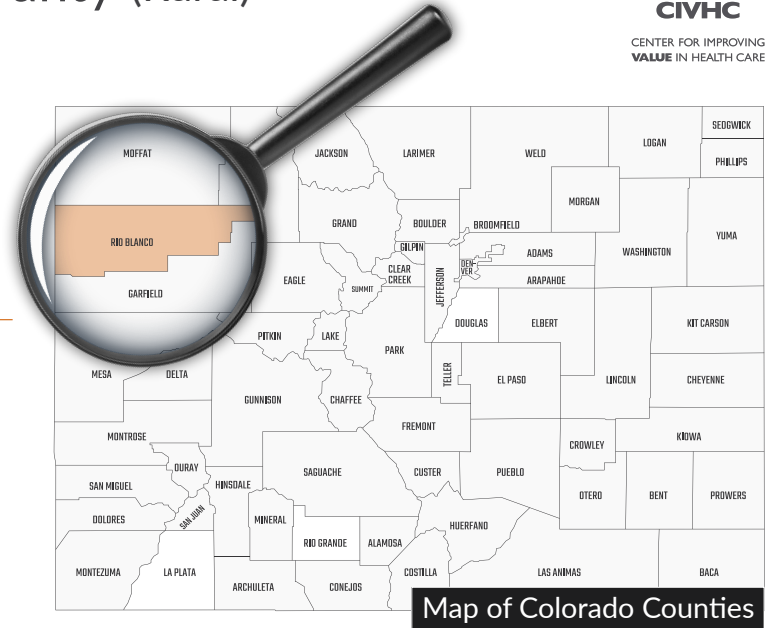
Insured Population\*\*  
**5,855**

% Total Population  
in the CO APCD  
-----

% Total Insured Population  
in the CO APCD  
-----

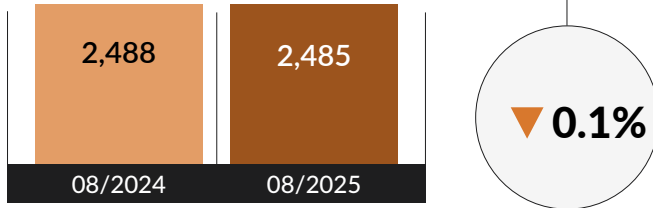
\*Population data for this county was not available through the CO APCD Insights Dashboard at the time of publishing. The data will be added at a later date.

\*\*County population and insured estimates are based on five years of American Community Survey data leading up to the selected year.

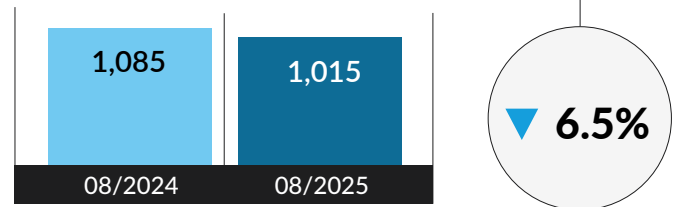


## Year-Over-Year County Enrollment

### Commercial



### Medicaid

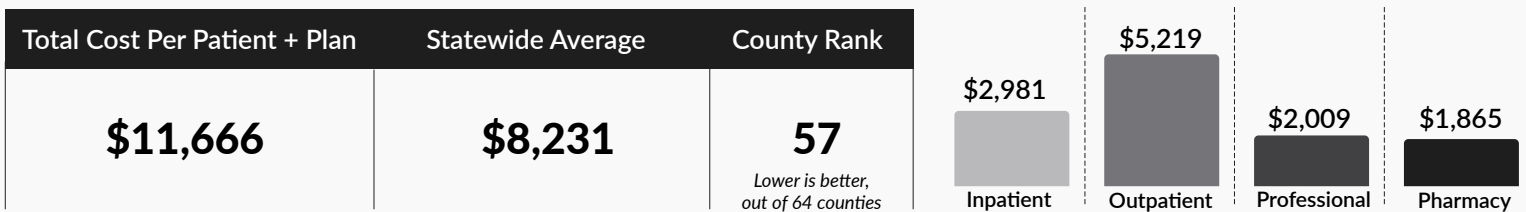


Commercial and Medicaid only, does not include Medicare Fee-for-Service or Advantage.

## Spending on Care in Rio Blanco County

### Payments Made by Health Plans and Patients Combined | All Payers, 2023 | Per Person Per Year (PPPY)

All data in this section comes from the [Community Dashboard](#), with most recent data through reporting year 2023.



## County Trends and Notes | All measures reflect data from the [Community Dashboard](#) (2013 -2023)

- Rio Blanco County has **higher spending on care than most other Colorado counties**. In 2023, the total cost of care (plan + patient) was \$11,666 per year, above the rural county benchmark of \$9,534 and well above the statewide benchmark of \$8,231. Among all Colorado counties, Rio Blanco ranks 57 in cost of care (plan + patient, ranked lowest to highest), placing it among the top 10 most expensive counties overall.
- Children and adolescents in Rio Blanco County **experience less access to dental care** compared to other Colorado counties. In 2023, Rio Blanco County recorded a 41% rate of children and adolescents accessing dental care, compared to a rural benchmark of 53%. Rio Blanco's rate is also slightly below the statewide benchmark across Colorado of 59%.
- Rio Blanco County has a **consistently higher rate of emergency department (ED) visits** than most rural counties and Colorado counties overall. In 2023, the county recorded 431 ED visits per 1,000 people, above the rural county benchmark of 344 per 1,000 people and statewide benchmark of 316 per 1,000 people.

Explore more county profiles and download the full underlying dataset for the Community Dashboard on [civhc.org](https://civhc.org).