

County Profile: Lake County (Rural)



CENTER FOR IMPROVING
VALUE IN HEALTH CARE

County Overview

Population Information 2023*

Total Population
7,360

Unique Lives in the CO APCD
4,040

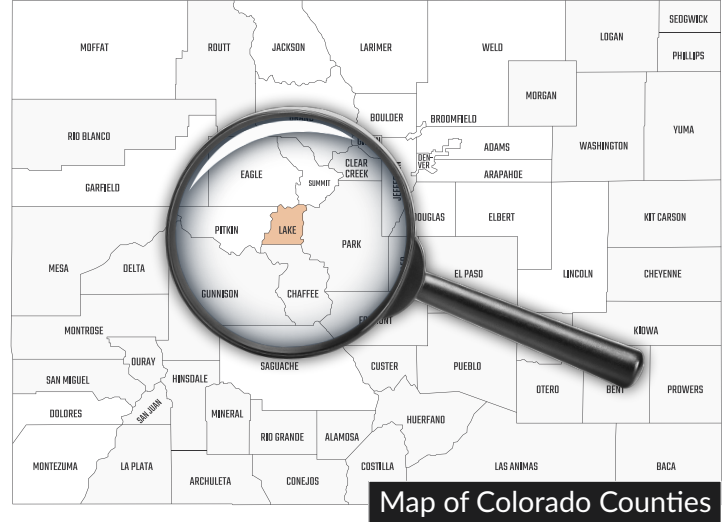
Insured Population**
6,379

% Total Population in the CO APCD
55%

% Total Insured Population in the CO APCD
63%

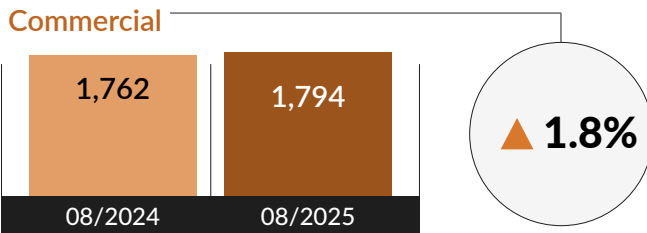
*Data comes from the [CO APCD Insights Dashboard](#), with data from reporting year 2023. See full considerations and [methodology](#) for Insights Dashboard population reporting.

**County population and insured estimates are based on five years of Census data leading up to the selected year.

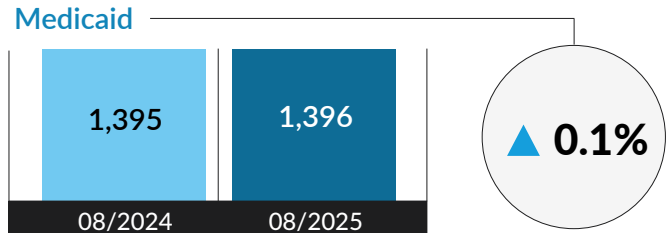


Map of Colorado Counties

Year-Over-Year County Enrollment



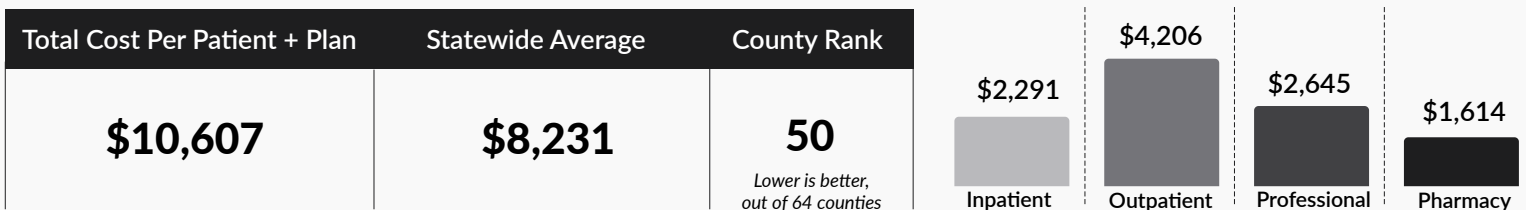
Commercial and Medicaid only, does not include Medicare Fee-for-Service or Advantage.



Spending on Care in Pitkin County

Payments Made by Health Plans and Patients Combined | All Payers, 2023 | Per Person Per Year (PPPY)

All data in this section comes from the [Community Dashboard](#), with most recent data through reporting year 2023.



County Trends and Notes | All measures reflect data from the [Community Dashboard](#) (2013 -2023)

- Lake County has a **consistently higher rate of health care non-users**, or people who have health care coverage but do not use their insurance. In 2023, Lake County's rate of non-users was 302 per 1,000 people, above the statewide benchmark of 246 per 1,000 people.
- While Lake County has more health care non-users, the county also records a **higher rate of healthy users**, or people accessing only routine care (such as preventive or minor condition-related claims). In 2023, Lake County recorded healthy users accessing care at a rate of 169 per 1,000 people, above the statewide benchmark of 148 per 1,000 people and rural benchmark of 138 per 1,000 people.
- While the rates of people visiting the emergency department (ED) in Lake County largely mirrored the state benchmark rates over the years measured, there has been a notable rise in ED visit rates in Lake County since 2020, bringing the county above statewide and rural benchmark visit rates. In 2023, Lake County recorded an ED visit rate of 377 per 1,000 people, above the statewide benchmark of 316 per 1,000 and rural benchmark of 344 per 1,000.

Explore more county profiles and download the full underlying dataset for the Community Dashboard on [civhc.org](#).