

County Profile: Custer County (Rural)



CENTER FOR IMPROVING
VALUE IN HEALTH CARE

County Overview

Population Information 2023*

Total Population
5,064

Unique Lives in the CO APCD
4,070

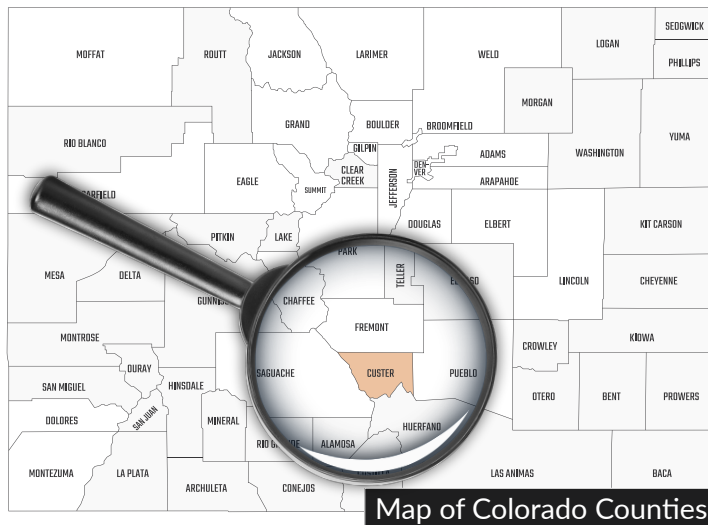
Insured Population**
4,667

% Total Population in the CO APCD
80%

% Total Insured Population in the CO APCD
87%

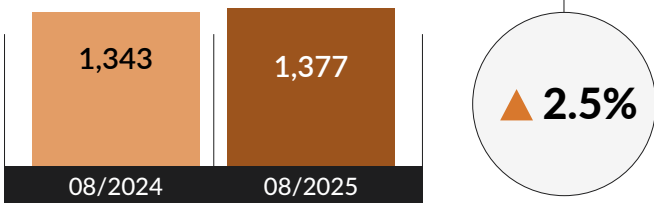
*Data comes from the [CO APCD Insights Dashboard](#), with data from reporting year 2023. See full considerations and [methodology](#) for Insights Dashboard population reporting.

**County population and insured estimates are based on five years of Census data leading up to the selected year.



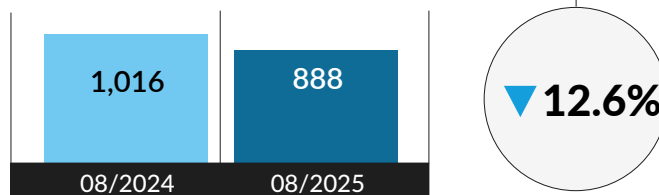
Year-Over-Year County Enrollment

Commercial



Commercial and Medicaid only, does not include Medicare Fee-for-Service or Advantage.

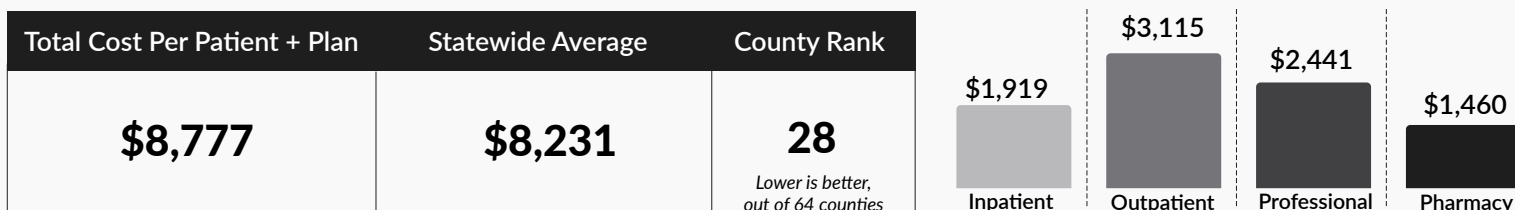
Medicaid



Spending on Care in Custer County

Payments Made by Health Plans and Patients Combined | All Payers, 2023 | Per Person Per Year (PPPY)

All data in this section comes from the [Community Dashboard](#), with most recent data through reporting year 2023.



County Trends and Notes | All measures reflect data from the [Community Dashboard](#) (2013 -2023)

- Custer County has a **lower rate of healthy users**, or people accessing only routine care (such as preventive or minor condition-related claims). In 2023, Custer County recorded healthy users accessing care at a rate of 103 per 1,000 people, below the statewide benchmark of 148 per 1,000 people and rural benchmark of 138 per 1,000 people. Overall, Custer County has the third lowest rate of healthy users among all Colorado counties (ranked lowest to highest).
- Custer County has a **higher rate of primary care users** than most Colorado counties. In 2023, Custer recorded people accessing primary care at a rate of 625 per 1,000 people, well above the statewide benchmark of 547 per 1,000. Overall, Custer lands in the top 10 Colorado counties (9th) when ranked by primary care visit rate (ranked highest to lowest).
- Children and adolescents in Custer County **access dental care at a lower rate** than in most other Colorado counties. In 2023, children and adolescents in Custer County accessed care at a rate of 44%, far below the statewide benchmark of 59% and rural county benchmark of 53%.

Explore more county profiles and download the full underlying dataset for the Community Dashboard on civhc.org.