

County Profile: Routt County (Rural)



CENTER FOR IMPROVING
VALUE IN HEALTH CARE

County Overview

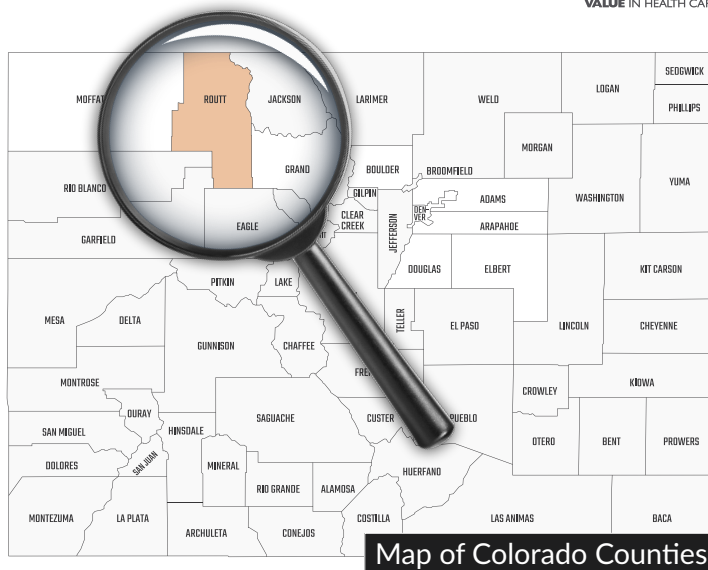
Population Information 2023*

Total Population	Unique Lives in the CO APCD	Insured Population**
24,836	16,750	22,843

% Total Population in the CO APCD	% Total Insured Population in the CO APCD
67%	73%

*Data comes from the [CO APCD Insights Dashboard](#), with data from reporting year 2023. See full considerations and [methodology](#) for Insights Dashboard population reporting.

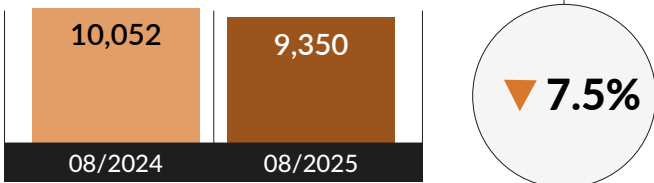
**County population and insured estimates are based on five years of Census data leading up to the selected year.



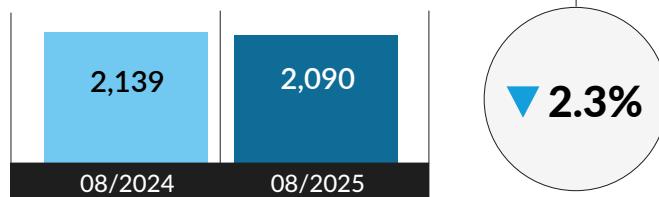
Map of Colorado Counties

Year-Over-Year County Enrollment

Commercial



Medicaid



Commercial and Medicaid only, does not include Medicare Fee-for-Service or Advantage.

Spending on Care in Routt County

Payments Made by Health Plans and Patients Combined | All Payers, 2023 | Per Person Per Year (PPPY)

All data in this section comes from the [Community Dashboard](#), with most recent data through reporting year 2023.

Total Cost Per Patient + Plan	Statewide Average	County Rank	Inpatient	Outpatient	Professional	Pharmacy
\$9,428	\$8,231	38 <i>Lower is better, out of 64 counties</i>	\$1,543	\$3,595	\$2,925	\$1,676

County Trends and Notes | All measures reflect data from the [Community Dashboard](#) (2013 -2023)

- **Routt County has a consistently higher rate of primary care users.** In 2023, the county recorded 623 users per 1,000 people, compared to the statewide benchmark of 547 users per 1,000 people and rural benchmark of 555 users per 1,000 people. Among Colorado counties, Routt County ranks 10th (ranked highest to lowest) in primary care users.
- **Children and adolescents in Routt County experience less access to dental care than in most other Colorado counties.** In 2023, the county recorded a 40% rate of children and adolescents accessing dental care, compared to a 53% benchmark in rural counties and statewide benchmark of 59%. Among all counties, Routt ranks 5th (tied with San Juan; ranked lowest to highest) in children and adolescent access to dental care.
- **Routt County experiences a consistently lower rate of emergency department (ED) visits than other Colorado counties.** In 2023, Routt County recorded an ED visit rate of 191 per 1,000 people, lower than the statewide benchmark of 316 visits per 1,000 people and rural county benchmark of 344 per 1,000 people. Among all counties, Routt ranks 6th in ED visit rate (ranked lowest to highest).

Explore more county profiles and download the full underlying dataset for the Community Dashboard on [civhc.org](#).