

County Profile: Moffat County (Rural)



CENTER FOR IMPROVING
VALUE IN HEALTH CARE

County Overview

Population Information 2023*

Total Population
13,134

Unique Lives in the CO APCD
8,580

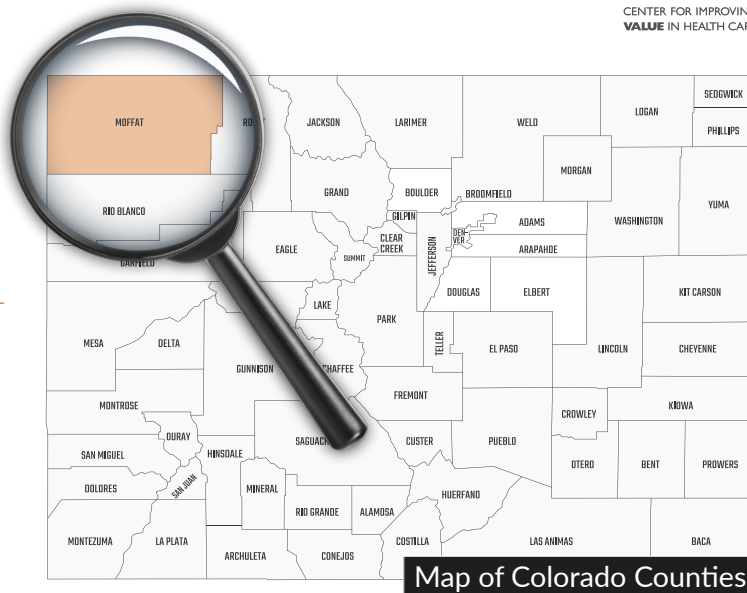
Insured Population**
11,968

% Total Population in the CO APCD
65%

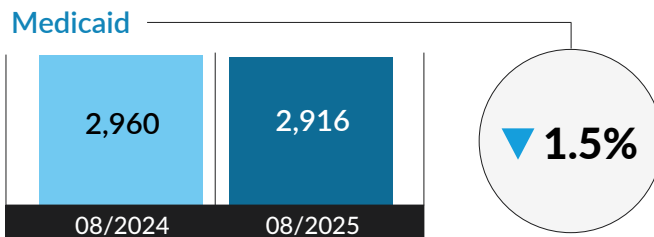
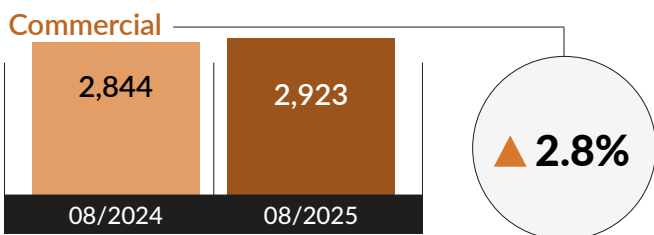
% Total Insured Population in the CO APCD
72%

*Data comes from the [CO APCD Insights Dashboard](#), with data from reporting year 2023. See full considerations and [methodology](#) for Insights Dashboard population reporting.

**County population and insured estimates are based on five years of Census data leading up to the selected year.



Year-Over-Year County Enrollment

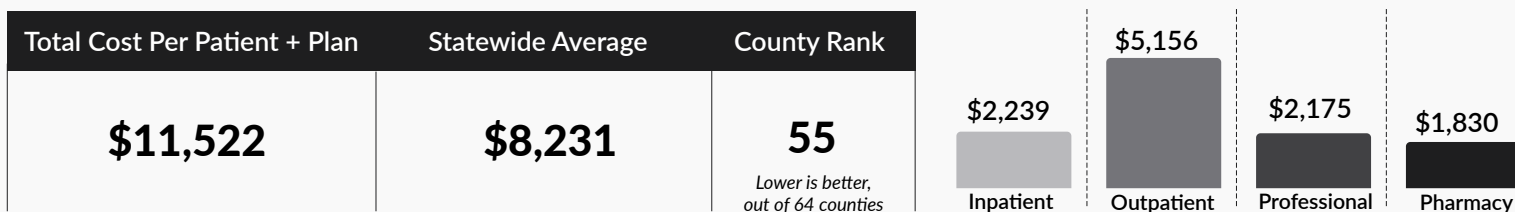


Commercial and Medicaid only, does not include Medicare Fee-for-Service or Advantage.

Spending on Care in Moffat County

Payments Made by Health Plans and Patients Combined | All Payers, 2023 | Per Person Per Year (PPPY)

All data in this section comes from the [Community Dashboard](#), with most recent data through reporting year 2023.



County Trends and Notes | All measures reflect data from the [Community Dashboard](#) (2013 -2023)

- Moffat County has **higher spending on care than most Colorado counties**. In 2023, total cost of care (plan + patient) was \$11,522, compared to the rural benchmark of \$9,534 and statewide average of \$8,231. Among Colorado counties, Moffat ranks 55th in spending on care (ranked lowest to highest), placing it in the bottom third of counties in affordability.
- Moffat County has a **lower rate of primary care users than the majority of Colorado counties**. In 2023, the county recorded 436 primary care users per 1,000 people, well below both the statewide benchmark of 547 visits per 1,000 people and the rural county benchmark of 555 visits per 1,000 people. Among Colorado counties, Moffat ranks 3rd in primary care visits (ranked lowest to highest).
- Children and adolescents in Moffat County **experience less access to dental care than in many other Colorado counties**. In 2023, 42% of children and adolescents in Moffat County access dental care, compared to a 53% benchmark in rural counties and statewide benchmark of 59%. Among all Colorado counties, Moffat ranks 7th (tied with Phillips and Saguache; ranked lowest to highest) in children and adolescent access to dental care.

Explore more county profiles and download the full underlying dataset for the Community Dashboard on civhc.org.