

County Profile: Grand County (Rural)



CENTER FOR IMPROVING
VALUE IN HEALTH CARE

County Overview

Population Information 2023*

Total Population
15,760

Unique Lives in the CO APCD
9,120

Insured Population**
13,681

% Total Population in the CO APCD

58%

% Total Insured Population in the CO APCD

67%

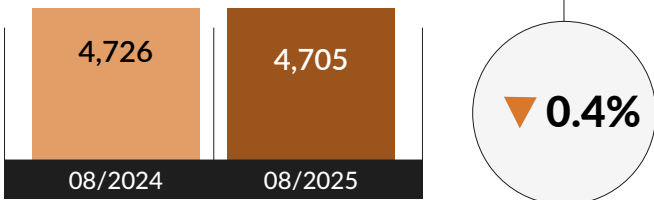
*Data comes from the [CO APCD Insights Dashboard](#), with data from reporting year 2023. See full considerations and [methodology](#) for Insights Dashboard population reporting.

**County population and insured estimates are based on five years of Census data leading up to the selected year.

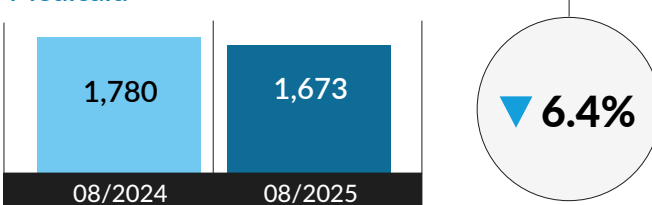


Year-Over-Year County Enrollment

Commercial



Medicaid

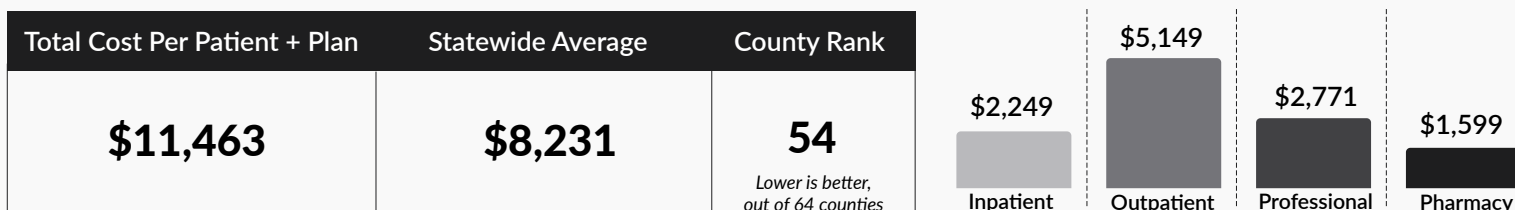


Commercial and Medicaid only, does not include Medicare Fee-for-Service or Advantage.

Spending on Care in Grand County

Payments Made by Health Plans and Patients Combined | All Payers, 2023 | Per Person Per Year (PPPY)

All data in this section comes from the [Community Dashboard](#), with most recent data through reporting year 2023.



County Trends and Notes | All measures reflect data from the [Community Dashboard](#) (2013 -2023)

- Grand County has **higher spending on care than most Colorado counties**. In 2023, total cost of care (patient + plan) was \$11,463 compared to the rural benchmark of \$9,534 and statewide average of \$7,231. Among the subset spending categories (inpatient, outpatient, professional, and pharmacy spending), Grand County's spending on outpatient services is substantially higher (\$5,249 in 2023) than statewide (\$2,108) and rural county (\$3,421) benchmarks.
- Grand County has a **lower rate of primary care visits than many Colorado counties**. In 2023, the county recorded 449 primary care visits per 1,000 people, well below the statewide benchmark of 547 visits per 1,000 people and the rural county benchmark of 555 visits per 1,000 people.
- Although there are fewer people accessing primary care in Grand County, the county **records a slightly above average rate of healthy users**, or people accessing only routine care (such as preventive or minor condition-related claims). In 2023, Grand County recorded healthy users accessing care at a rate of 167 per 1,000 people, above the statewide benchmark of 148 per 1,000 people and rural benchmark of 138 per 1,000 people.

Explore more county profiles and download the full underlying dataset for the Community Dashboard on civhc.org.