

# CO APCD Advisory Committee

June 10, 2025



CENTER FOR IMPROVING  
VALUE IN HEALTH CARE



A decorative graphic on the left side of the slide consists of a grid of hexagons in various colors (orange, blue, green, grey, and white). Some hexagons contain medical-related icons: a nurse's head, a heart with an ECG line, and a plus sign.

# Agenda

- Opening Announcements
- Operational Updates
  - National & Local Funding Updates
  - Funding Diversification Discussion
- Public Reporting
- Quality & Analytics
- Public Comment and Member Open Discussion

# Welcome New Committee Members!

- Senator Judy Amabile
  - Colorado State Senator
- Jim Nethercott
  - Office of Information Technology

## Open Committee Positions

- Pharmacy benefit manager
- An organization that processes insurance claims or certain aspects of employee benefit plans for a separate entity





# Operational Updates

Kristin Paulson, JD, MPH  
CEO and President

---

Liz Mooney, MPA  
VP of Data Access and Impact



CENTER FOR IMPROVING  
**VALUE** IN HEALTH CARE

# Welcome New Exec Team Member!

CIVHC is excited to welcome a new staff member to the Executive Team!

- Matt Ullrich, Esq.
  - General Counsel, Vice President of Legal and Compliance



# FY25 Key Performance Indicators

## Annual Goals

### Service



**85%**

Customer  
Satisfaction

### Credibility



**95.0%**

Submitter Quality  
Index(SQI)

### Access



Returning Clients:

**FY25 = 37**

New Clients:

**FY25 = 25**

### Reach



**10%** website  
use increase  
over FY24



# FY25 Key Performance Indicators

Service: Customer Satisfaction

### Customer Satisfaction

FY 25 Goal: 85%

45 Surveys

### Service

As of 5/31

**91%**

**45 Surveys**



# FY25 Key Performance Indicators

## New and Returning Customers

### Customers



#### FY 25 Goal

New: **37**

Returning: **25**

#### As of 5/31

New: **28**

Returning: **19**

KPI Definition Update – methodology modified to the following:

- **Returning Customer** – client who has received a deliverable in the past **5** fiscal years
- **New Customer** – client who has not had a contracted deliverable from CIVHC in the past **5** fiscal years


### Benefits:

- New customers are important to securing a broader and more diverse client base needed for sustainability
- Research has shown returning customers spend more, and partner more often, providing a client strong base. They also help market to new customers.
- Research also indicates that **it costs 5x more to attract a new customer** than keep an existing one



# FY25 Key Performance Indicators

Credibility: Submitter Quality Index (SQI)

**Credibility**  


---

**FY 25 Goal**  
**95.0% SQI**  
**YTD 5/31**  
**95.0% SQI**

---

Measures usability of data for analysis

## Results

- January: 95.0%
- March: 95.0%
- May: 95.0%
- YTD: 95.0%

## KPI calculation

- Based on past two data warehouse refreshes
- March SQI reflects paid dates of January 2025 through February 2024
- FY 25 year-to-date reflects paid dates of April 2024 through February 2025

# FY25 Key Performance Indicators

## Total Website and Public Report Usage

### Reach



**Goal: 10%  
increase in  
usage**

	FY 25 Goals (avg per mo)	Actuals (as of Apr.)	% of Target
All Website Pages			
Total Views	14,000	11,564	83%
Unique Views	6,800	4,822	71%
Public Report Pages			
Total Views	2,800	2,693	96%
Unique Views	2,000	1,868	93%

# FY25 Key Performance Indicators

Results Year-to-Date through 4/30/2025

## Service



**91.0%**

Customer  
Satisfaction

## Credibility



SQI: **95.0%**

## Access



New Clients:

**28**

Returning Clients:

**19**

## Reach



**Increase Website  
Usage by 10%:**  
Currently  
achieving goal for  
1/4 metrics



# CO APCD Scholarship



CENTER FOR IMPROVING  
**VALUE** IN HEALTH CARE

# CO APCD Scholarship Program

- The Colorado General Assembly appropriated \$500,000 in FY24-25 to support access to data from the CO APCD.
- Eligible organizations include:
  - Non-profits with annual revenue below \$10 million
  - Government entities, including federal, state, county and municipal.
  - Public institutions of higher education
- The CO APCD Advisory Committee plays a role in reviewing applications for scholarship grants and recommending funding levels per 2018 legislation.
- The CO Dept of Health Care Policy & Financing administers the CO APCD Scholarship Fund
- Requests from organizations outside of Colorado are capped at \$50,000 each year



# FY 24-25 Year-to-Date (as of May 31)

## Applications Received

- **17** projects have been submitted for CO APCD Scholarship funding
- **17** projects have been approved totaling \$500,000
- **\$500,000** of the \$500,000 total available has been requested, **100%** of the \$500,000 annual funds available
- **\$0** of the funds remain available
- **No projects** remain in the upcoming pipeline

## Program updates:

- Updated CO APCD Scholarship Program information document available on the CIVHC website: <https://civhc.org/funding-sources/>



# FY 24-25 Scholarship – Summary as of 5/31/2025

FY 25 Scholarship Requests Submitted					
Data Requestor Organization Academic/Research Requests	Project	Scholarship Amount	Requestor Amount	Data/Project Total Cost	Quarter Approved
24.59 University of Colorado, Anschutz Medical Campus; De	Outcomes After Initiation of IM-naltrexone vs. Oral naltrexone at Hospita	\$37,432	\$9,358	\$46,790	Q2
25.14 Denver Health, Rocky Mountain Network for Oral Hea	Rocky Mountain Network for Oral Health Integration (RoMoNOH) Phase 2	\$13,214.40	\$3,303.60	\$16,518	Q2
25.15 University of Colorado School of Medicine	The effect of pre-Medicare insurance on the health outcomes and spendi	\$22,616	\$5,654	\$28,270	Q2
25.85 University of Colorado LEAD Center	LEAD Center DiCAYA Study	\$24,808	\$6,202	\$31,010	Q2
24.36 University of Colorado Anschutz	An Ounce of Prevention: Primary and Preventive Care Gaps, Barriers, and	\$50,000	\$15,180	\$65,180	Q3
25.13 University of Colorado School of Medicine	Healthcare Resource Utilization in Patients with Stiff Person Spectrum Dis	\$45,328	\$11,332	\$56,660	Q3
25.26 University of Colorado School of Medicine	What is emergent enough? Quantifying life-threatening pregnancy compl	\$39,688	\$9,922	\$49,610	Q3
25.11 University of Colorado School of Medicine	Care patterns and outcomes of patients with substance use disorders in t	\$41,008	\$10,252	\$51,260	Q3
	Sub-total	\$274,094.40	\$71,203.60	\$345,298.00	
State Agency/Govt. Entity Requests					
24.50 Telluride	Telluride Area Health Care Services Utilization Study	\$17,024	\$4,256	\$21,280	Q1
23.106.75REF01	OSPMHC Long COVID Surveillance	\$25,568.64	\$6,392.16	\$31,960.80	Q1
25.106.25 House of Reps	CO Legislature Ambulance Reimbursement	\$32,840	\$0	\$32,840	Q1
25.102.70 Colorado Division of Insurance (DOI)	Colorado Option Evaluations	\$26,512	\$6,628	\$33,140	Q2
25.504 Adams County Public Health	Postpartum Care Visit Evaluation	\$10,374.40	\$2,593.60	\$12,968	Q3
	Sub-total	\$112,319.04	\$19,869.76	\$132,188.80	

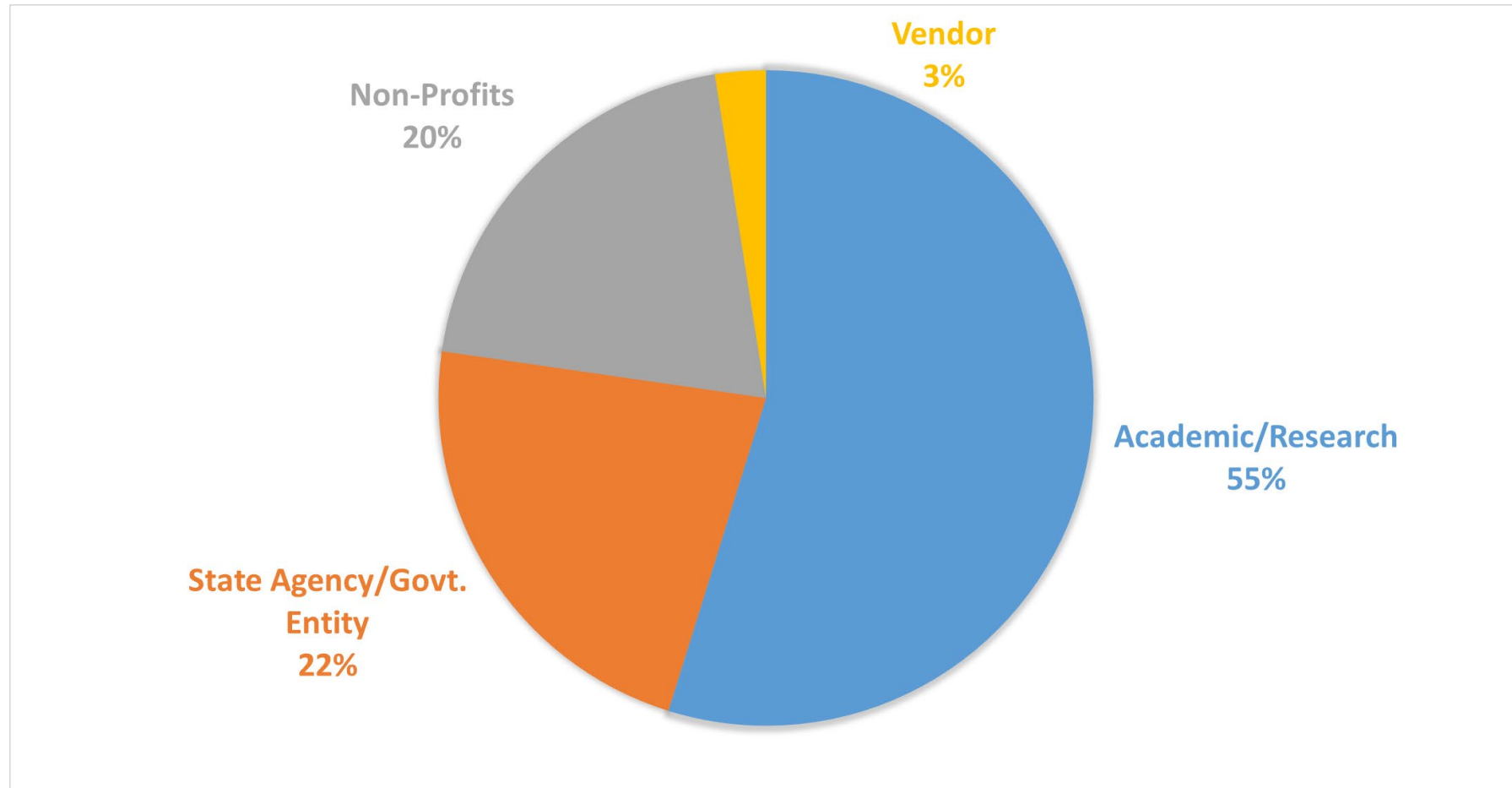
# FY 24-25 Scholarship – Summary as of 5/31/2025

Non-Profit Requests					
25.526 Benefits in Action	Benefits in Action Comprehensive Support Services Evaluation	\$42,411.60	\$7,484.40	\$49,896	Q2
25.531 Families Forward Resource Center	Prenatal and Postpartum Care Summary Report	\$30,056	\$5,304	\$35,360	Q3
25.512 Colorado Perinatal Care Quality Collaborative (CPCQ)	Colorado Postpartum Care Utilization	\$28,634.96	\$7,095.75	\$35,730.71	Q4
	Sub-total	\$101,102.56	\$19,884.15	\$120,987	
Vendor - Health Data Company Requests					
25.05 Health Price Partners	Health Price Partners Patient Liability Analysis V2	\$12,484.00	\$3,121.00	\$15,605	Q2
	Sub-total	\$12,484.00	\$3,121.00	\$15,605	
Approved	Totals	\$500,000.00	\$114,078.51	\$614,078.51	
Pending	Totals	\$0	\$0	\$0	
		Scholarship	Requestor	Data/Project	
		Amount	Amount	Total Cost	
	Total FY25 Scholarship Dollars Requested	\$500,000.00	\$114,078.51	\$614,078.51	
	Remaining Funds Available	\$0.00			





# FY 24-25 Scholarship – Summary as of 5/31/2025





# Health Equity Fund



CENTER FOR IMPROVING  
**VALUE** IN HEALTH CARE



## Overview

- The Health Equity Fund is a partnership between the CIVHC and CHF to increase community access to CO APCD data and CIVHC's research and evaluation services.
- The Fund will offset the costs of CIVHC services for community organizations in Colorado whose work is focused on promoting health equity.
- The Fund is supported at \$1 million; we anticipate allocating roughly \$250,000/year for four years

# Health Equity Fund Spend to Date

- \$632,648 committed Health Equity Fund projects since inception in February 2024
- \$379,216 will be realized in the current FY - \$162,502 in committed work will extend into FY25-26
- Demand for Health Equity Fund has been overwhelming; original goal was to extend over four years at \$250,000 each year.
- CIVHC, with support from CHF, has put a pause on new applications until July 2025
- Actively planning for Health Equity Fund expansion; looking for other Colorado based and national philanthropic funds to expand these data, research, and evaluation services to other community-based nonprofit organizations.



# Health Equity Fund – Project Summaries & Timing

## Projects completing by June 30, 2025

- **Youth Healthcare Alliance/School-Based Health Centers (SBHC)**, understanding demographics of students and families using SBHC services.
- **Colorado Food Cluster**, survey of participants in food as utility program.
- **Denver Indian Center, Inc.**, understanding top diagnoses and utilization patterns among American Indian/Alaska Native communities in Colorado, for physician training.
- **Colorado Village Collaborative**, impact of emergency shelter and case management services on homeless population in Denver metro area.

## Projects extending into FY 25-26

- **Colorado Safety Net Coalition**, impact of Medicaid Unwind in Colorado.
- **Colorado Children's Campaign**, impact of Medicaid and CHIP Continuous Enrollment before, during and after COVID.
- **Lift Up**, impact of food security interventions on health.
- **West Mountain Regional Health Alliance**, customized community health measures and dashboard.
- **Project 1.27**, review of EchoFlex resiliency program for opportunities to improve data collection and analysis.
- **CALPHO**, customized dashboard for local public health agencies.
- **Sites and Insights**, impacts of therapeutic art programs for patients with cancer and their caregivers.

A decorative graphic on the left side of the slide consists of a grid of hexagons in various colors (orange, blue, green, grey). Some hexagons contain white icons: a nurse's head, a heart with a pulse line, and a medical cross.

# CO APCD Data Vendor RFP Update

- CIVHC has selected a new data vendor!
- Big changes for big visions
  - Identifying requirements for CIVHC's vendor focused on strategic planning for future innovation and growth
  - Many requirements in the RFP were aimed at:
    - Reducing technical gaps across teams;
    - Improving the understanding and accessibility of the data;
    - Enhancing CIVHC's ability to innovate; and
    - Strengthening the security of the data and our environment

## Next Steps

- Contract execution is targeted for this month, June 2025.
- Contract start date will be July 1, 2025



# State Funding Update



CENTER FOR IMPROVING  
**VALUE** IN HEALTH CARE

# CO APCD Funding Update

	FY 2024-2025	FY 2025-2026	FY 2026-2027
General Fund Ops + Fiscal Notes	\$3.97M	\$2.7M	\$2.7M
Scholarship	\$500k	---	---
HAS Cash Fund	---	\$666k	\$666k
<b>Total</b>	<b>\$4.47M</b>	<b>\$3.37M</b>	<b>\$3.37M</b>
Security & Compliance Vendor Transition	---	\$856k	\$293k
<b>Grand Total</b>	<b>\$4.47M</b>	<b>\$4.23M</b>	<b>\$3.66M</b>

- Drop of \$1.1M in State funding through reduced scope of work, transition to federal funding, and loss of scholarship (2-years)
  - Increases Federal funding draw down to support the CO APCD.
- Continuing to monitor federal Medicaid cuts for impacts to Colorado Medicaid and CO APCD funding.







# Federal Funding Update



CENTER FOR IMPROVING  
**VALUE** IN HEALTH CARE

# Federal Landscape

- Step back away from FMAP reduction in House Budget, but still has significant impacts to Medicaid funding.
- Reduction of 90/10 reimbursement to 80/20 for states that do not require documentation to access certain medical services.
- Cuts to Medicaid are coming in some form:
  - CIVHC's state GF dollars are funneled through our Medicaid agency/HCPF to bring in essential Federal match funds
  - All of our Federal match dollars are attached to Medicaid and are part of FMAP, MES, or Admin match programs.
- Regardless of the FY26 GF allocation to the CO APCD, changes to available federal funds throughout the next years are likely and being factored into our planning and budgeting.



# Committee Discussion

Based on this overview of CIVHC's response to funding challenges:

- Where should we focus our efforts to ensure ongoing sustainability? Where do we have opportunities to expand our reach to help sustain the CO APCD?
- What potential opportunities for diversifying funding to support the CO APCD should CIVHC explore?





# Public Reporting

Clare Leather, MPH

Public Reporting Program Manager

---

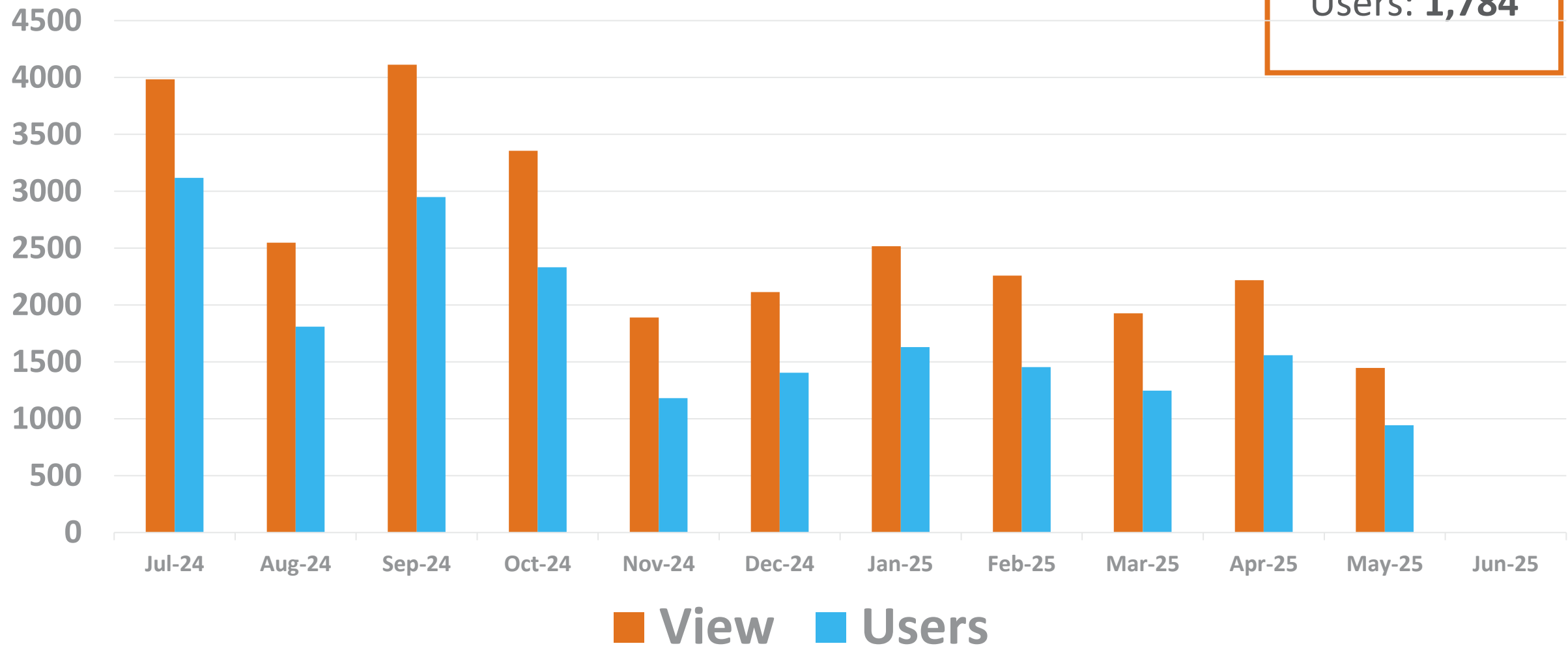


CENTER FOR IMPROVING  
**VALUE** IN HEALTH CARE

# Public Reporting – FY25 Impact

Public Reporting Webpage Views and Users

Average  
Monthly  
Views: 2,579  
Users: 1,784



# Medicare Reference Based Pricing – Purpose

Many cost reduction strategies have been implemented and tested to address rising health care costs both locally and nationally. One strategy in particular – negotiating rates using Medicare payments as a reference – has proven effective in reducing health care spending, especially for large employers.

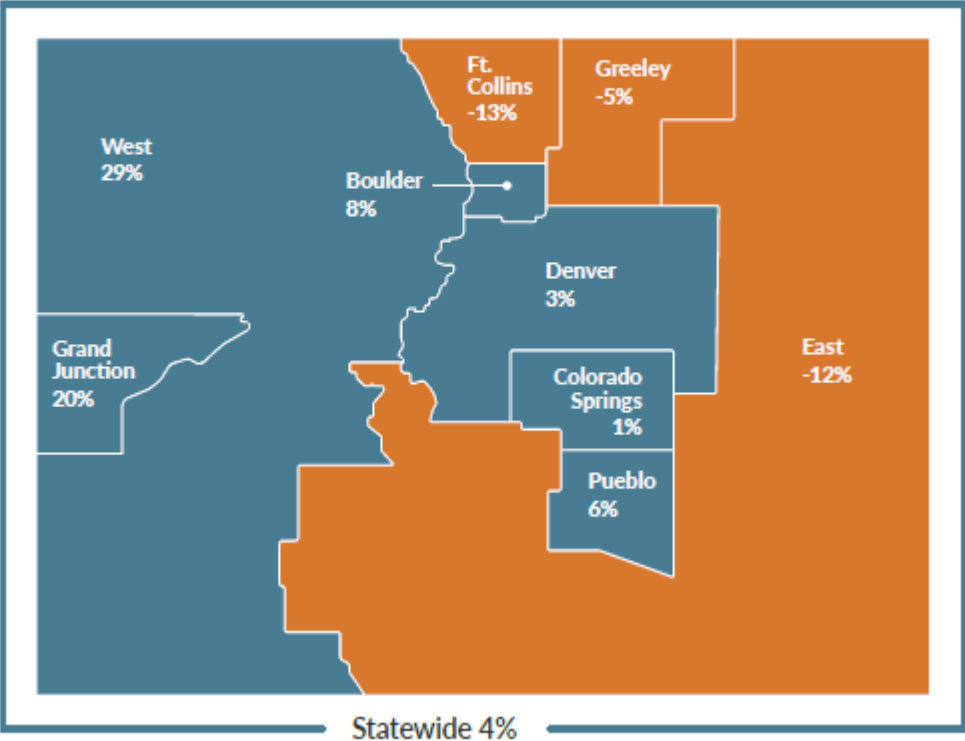
This analysis shows commercial health insurance payments for facilities (including hospitals and free standing ambulatory surgical centers) for inpatient (IP) and outpatient (OP) services as a percent of Medicare, along with geographic comparisons and percent change from 2019.



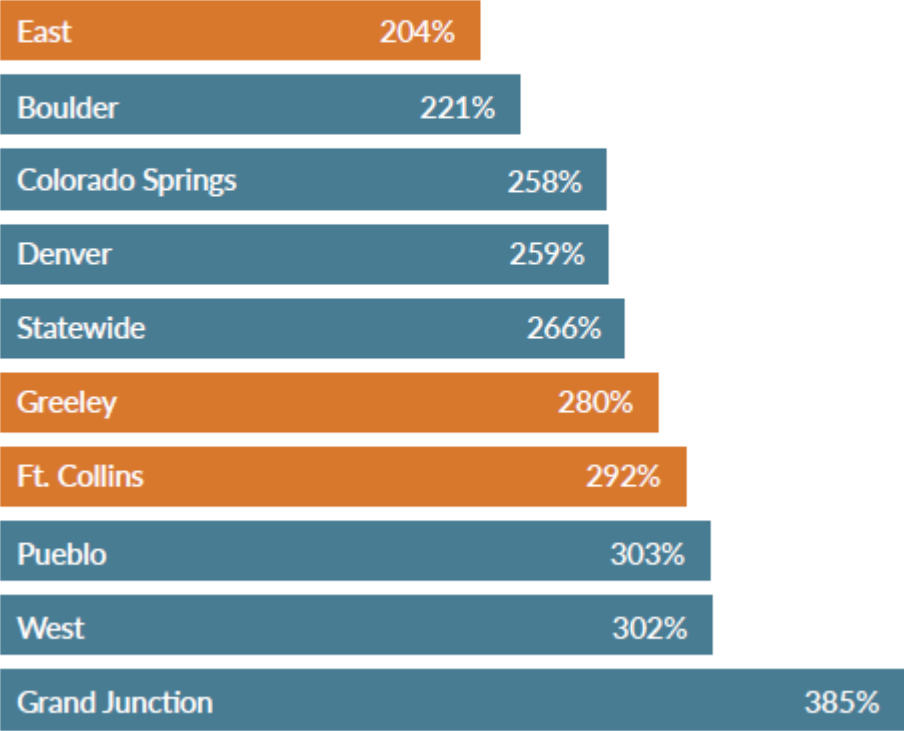
# Medicare Reference Based Pricing- Findings

DOI Region Map

Decrease in % Medicare   Increase in % Medicare




2023 DOI Region Payments as a Percent of Medicare | Hospitals only, IP/OP combined




# Medicare Reference Based Pricing- Findings

In 2023, for Inpatient and Outpatient services combined, the majority of hospitals received **2-3 times Medicare payments**, and many received **3-5 times** what Medicare would pay.


**3-5+ times** | Medicare prices



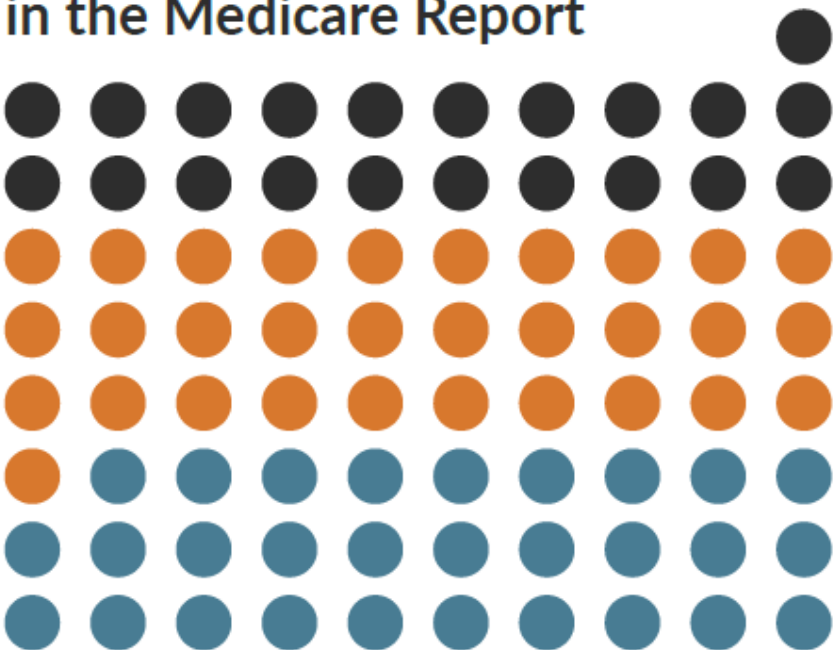
**2-3 times** | Medicare prices



**<2 times** | Medicare prices



90 Total Colorado Hosiptals  
in the Medicare Report






# Medicare Reference Based Pricing- Findings

## Ambulatory Surgical Centers | For outpatient services in 2023

**3-5 times** | Medicare prices  
13 out of 112 Ambulatory Surgical Centers

**2-3 times** | Medicare prices  
17 out of 112 Ambulatory Surgical Centers

**<2 times** | Medicare prices  
82 out of 112 Ambulatory Surgical Centers



# Public Reporting Roadmap FY 25

## Quarter 1 (July – September)

- Translation of latest version of Shop for Care into Spanish ✓

## Quarter 2 (October - December)

- Ambulance in-network vs. out-of-network analysis (legislative request) ✓
- Telehealth Services Analysis ✓
  - Data 2020 – 2023
  - New Rural/Urban Breakouts
- Provider Payment Tool: Telehealth modifiers ✓



# Public Reporting FY 25

## Quarter 3 (January - March)

- Gender Affirming Care ✓
- Top 250 Drugs ✓
- Alternative Payment Models ✓
- Prescription Drug Rebates ✓
- Shop for Care Mobile version ✓



# Public Reporting FY 25

## Quarter 4 (April - June)

- Medicare Reference Based Pricing ✓
- Chronic Conditions Analysis (**in production**)
- CO APCD Insights Dashboard (**in production**)
- Community Dashboard (**in production**)
  - New visualizations



# Public Reporting Roadmap FY 26

## Quarter 1 (July – September)

- Medicare Reference Based Pricing

## Quarter 2 (October - December)

- Provider Payment Tool
- Alternative Payment Models



# Public Reporting Roadmap FY 26

## Quarter 3 (January – March)

- Prescription Drug Rebates
- Shop for Care

## Quarter 4 (April – June)

- Chronic Conditions Analysis
- CO APCD Insights Dashboard
- Community Dashboard





# Member Discussion & Public Comment

# FY 26 Meeting Schedule

- September 9, 2025
- December 9, 2025
- March 10, 2026
- June 9, 2026
  - 2pm-4pm
  - Virtual unless otherwise noted

