

# Claims Available in the CO APCD Warehouse






March 2025



The Colorado All Payer Claims Database (CO APCD) is a state-legislated, secure health care claims database representing the vast majority of insured lives in Colorado with more than ten years of data from commercial health insurance payers, Medicaid, and Medicare (Fee for Service and Advantage).

CIVHC collects commercial and Medicaid claims monthly, and the entire CO APCD Data Warehouse is refreshed and processed every other month to continually improve the data quality.

[Click here to learn more about the Data Warehouse refresh process](#)

<i>Note: This flier provides a snapshot of data content and quality upon the most recent refresh.</i>	 Medical	 Pharmacy	 Dental	 Vision	 Enrollment
<b>Commercial</b> (including Medicare Advantage) Over 7.2 million covered individuals	✓ Paid through 12/2024	✓ Paid through 12/2024	✓	✓	✓
<b>Medicaid</b> Over 5.4 million covered individuals	✓ Paid through 12/2024	✓ Paid through 12/2024	✓	✓	✓
<b>Medicare FFS</b> Over 1.4 million covered individuals	✓ Paid through 12/2023	✓ Paid through 12/2022	*Not covered through Medicare FFS	✓	✓

## Data Quality Refresh Updates

With each Data Warehouse update, documentation related to the data quality and overall health of the database is updated.

### Submitter Quality Index (SQI)

The Submitter Quality Index (SQI) is a measurement tool designed by CIVHC analysts to help assess the quality of data submitted to the CO APCD and gives a picture of the overall health of the database.

The SQI for results for the **March** refresh was **95% out of a possible 100**, indicating few errors in submitted data.

[Click here to learn more about the SQI](#)

## Data Refresh Materials

With each Data Warehouse refresh, the Data Operations team publishes Release Notes with updated documentation of all data issues identified and solved. This includes not only issues with the latest warehouse refresh, but a complete historical documentation of any known data quality problems or observations, their impact, and resolution status.

- ✓ The **Release Resolution Log Summary** documents the most notable findings from the latest log release and provides guidance for data users on how to navigate these identified issues.

[Click here to learn more about Data Refresh Materials](#)

## What's in the CO APCD

On an annual basis, CIVHC summarizes calendar year contents of the CO APCD. The numbers below account for the latest full measure of the CO APCD in June 2024.



**1.1+ Billion Claims** (2013-2023)



**49 Commercial Payers\*** + Medicaid & Medicare  
(FFS and Advantage)



**74%** of Covered Lives (medical only, 2022)



**5.6+ Million Lives\***, Including 1M (50%) of self-insured



**Trend information** (2013-Present)

[Click here to visit the CO APCD Insights Dashboard](#) for full breakouts by population, payers, claim types, and geography.

*\*Reflects calendar year 2023 payers only*

[Click here to view the full upcoming Data Warehouse Refresh Schedule](#)