


Center for Improving Value in Health Care


CO APCD Advisory Committee | Meeting Notes



 Tuesday, December 10, 2024

 2:00 pm – 4:00 pm

 CIVHC: Zoom Link
<https://us02web.zoom.us/j/81714518062?pwd=MVhKd0NqNDk0VUMycmtaT29Cc3BpZz09>

 1 (719)-359-4580, Meeting ID: 817 1451 8062
Password: **617494**

Committee Members:

Adam Fox, Aida Zygas, Ako Quammie (proxy for Deanna Towne), Charlie Brennan, Chris McDowell, Kate Davidson, Kim Bimestefer, Michelle Anderson, Nathan Wilkes, Phillip Lyons, Rick Doucet, Tom Rennell

CIVHC Staff:

Alexandra Cosso, Alice Aquirre, Amanda Kim, Andria Koenig, Brendan Flattery, Cari Frank, Clare Leather, Cole Crawl, Dagmar Velez, Danielle Evergreen, Erika Lopez, Hannah Witting, Isaac Nwi-Mozu, Jacqueline Lewis, Jennifer Badding, Kelsey Foland, Ken Holtschlag, Kristin Paulson, Lauren Beaudin, Liz Mooney, Lucia Sanders, Maggie Mueller, Mason Thaxton, Megha Jha, Mohammad Dakkak, Nicholas Wood, Nicole Kuzmich, Peter Sheehan, Sarah Ford, Sauntice Washington, Spencer Fortier, Traci Musall, Twanisha Parnell, Valerie Garrison

Public Attendees: Eriko Mori

*Notes cover only the discussion of the Committee, and such information required to put questions in context.
Please refer to the presentation and materials for more information.*

These Notes Were Generated by AI Transcript Services and Edited for Accuracy

2:00 – 2:10 | 01. Roll Call and Opening Announcements – Cari Frank, Nathan Wilkes, and David Keller


- a. Nathan Wilkes checks attendance and welcomes the group
- b. Cari announces two open seats on the committee:
 - One for a pharmacy benefit manager; one for an organization that processes insurance claims or aspects of employee benefit plans for a separate entity
 - Cari welcomes any candidate recommendations, particularly for the pharmacy benefit manager


2:10 – 2:30 | 02. Administrator Updates – Kristin Paulson, Pete Sheehan, Liz Mooney

- a. KPI Updates
 - Service -- Customer Satisfaction
 - FY25 Goal: 85%, 45 Surveys
 - As of 11/30/24: 88.4%, 17 surveys
 - Access/Customers
 - FY25 Goal: New clients -- 37; returning – 25

 720.583.2095

 info@civhc.org

 civhc.org

 4500 Cherry Creek Drive South
Ste. 350 Denver, CO 80246

Center for Improving Value in Health Care

CO APCD Advisory Committee | Meeting Notes



- As of 11/30/24: New – 13; returning -- 8
 - KPI definitions updated to the following:
 - Returning Customer – has received a deliverable in the past 5 fiscal years
 - Typically spends more, provides a client strong base, and helps attract new customers
 - New Customer – has not had a contracted deliverable from CIVHC in the past 5 fiscal years
 - New customers secure a broader and more diverse client base needed for sustainability
 - Research supports that attracting a new customer costs 5x more than keeping an existing one
 - Credibility -- Submitter Quality Index (SQI)
 - FY25 Goal: 95% SQI
 - As of 11/30/24: 95% SQI
 - KPI calculation based on past two data warehouse refreshes:
 - November SQI reflects paid dates March 2024 – August 2024
 - FY25 YTD reflects January 2024 – August 2024
 - Reach – Total Website and Report Usage
 - Goal: 10% increase in usage over FY 2024
- b. CO APCD Scholarship – FY25 projects to date
- Colorado General Assembly appropriates \$500k annually to support eligible organizations' access to CO APCD data
 - The CO APCD Advisory Committee plays a role in reviewing scholarship applications and recommending funding levels, per 2018 legislation
 - The CO Dept of Health Care Policy & Financing administers the CO APCD Scholarship Fund
 - Requests from organizations outside of Colorado are capped at \$50,000 each year
- Applications Received:
- 9 projects have been submitted for CO APCD Scholarship funding
 - 8 projects have been approved for \$215,915
 - 1 project is in review for \$12,484
 - \$228,395 of the \$500,000 total available has been requested, 45.7% of the \$500,000 annual funds available
 - \$271,601 or 54.3% of the funds remain available if the pending project is approved
 - 2-3 additional projects in the immediate pipeline

Center for Improving Value in Health Care

CO APCD Advisory Committee | Meeting Notes



Program updates:

- Updated CO APCD Scholarship Program information document available on the CIVHC website: <https://civhc.org/funding-sources/>
- c. Health Equity Fund – FY25 projects to date
- Goals of the Health Equity Fund’s partnership between CIVHC and CHF are to increase community access to CO APCD data and expand CIVHC’s research and evaluation services
 - The Fund is supported at \$1 million; we anticipate allocating \$250,000/year for four years, which should offset the costs of CIVHC services for CO community organizations
 - \$632,648 committed Health Equity Fund projects; \$366,718 will be realized in current FY; most of rest will extend into FY25-26
 - Very high demand; original goal was to extend over four years at \$250,000/yr
 - CIVHC, supported by Colorado Health Foundation, has paused new applications until the Spring
 - Actively planning for Health Equity Fund expansion and focusing on local and national investors to expand data, research, and evaluation services to other community-based nonprofits
 - Kristin walks through slides summarizing a variety of new and ongoing projects, emphasizing the flexibility of the Health Equity Fund to initiate projects in one fiscal year and extend them into the next
- d. CO APCD RFP Update
- Kristin talks about timeline for the new data management vendor RFP process, including the webinar, proposal submission, evaluation period, final selection, contract execution, and contract start date
 - Discusses the financial considerations, including working closely with HCPF and CMS
 - The state budget deficit for FY2025-26 may require funding from the existing CO APCD GF
 - Concludes by discussing potential funding options and the possibility of suspending the RFP if necessary
- e. Standard De-Identified Datasets Benefits and Use Cases
- Committee Input:
 - Suggestions on ways to reach more audiences and promote standard datasets
 - See slides detailing levels, features, data elements, delivery timeframes, and use cases for standard de-identified data sets
- f. CO APCD Research Showcase Webinar

- 2/27/25 from 12:00 – 1:30pm MT; abstracts were due 12/6/24 and will be selected 12/20/24
- Will highlight research using CO APCD data from change agents state and nationwide via pre-recorded presentations

2:30 – 3:00 | 03. National & Local Political Landscape – Kristin Paulson

- a. State Legislative Support
 - Details vague, but possible considerations include high focus on de-regulation, modification of the ACA, including reduction/elimination of subsidies, changes to Medicare, with increased focus on Medicare Advantage, changes to NIH, CDC, FDA, Medicaid block grants, and caps on federal match
- b. Impact of National Election Results on Health Care
 - Committee Input:
 - Public Reporting and current political landscape (Ex. Gender Affirming Care)
 - Open discussion on potential health care changes with new administration, and data or analyses we could get ahead of to inform policy discussions
 - Committee Suggestions:
 - Engage with community advocacy groups (i.e. One Colorado)
 - CO is a leader in some political issues (i.e. gender-affirming care), need to uplift the importance of what we're doing and how state policy is supporting people
 - Need to be cognizant of how data will be received, prop up policy initiatives
 - Pending analysis could include impact of policy coming down the pike from the Federal government

3:00 – 3:20 | 04. Public Reporting – Cari Frank, Clare Leather

- a. Public Report Usage Overview
 - Highlights of public reporting webpage views and user trends FY23/24
 - Most visited were Shop for Care, CO APCD Insights Dashboard, and Community Dashboard
 - Number of change agents who requested: FY23/24: National – 76, CO – 75, International – 6; top categories: research, digital health, and consumer/other
- b. Recent Releases
 - Ambulance Analysis
 - Data and trending for in/out-of-network ambulance costs/utilization rates, incl. comparisons of commercial ins. and Medicare FFS – statewide, DOI region, and rural/urban counties
 - Results: In-network claims ranges between 40% - 50% per year; out-of-network 50% - 60%
 - Telehealth Services Analysis
 - Provides utilization rates and payments made for services

Center for Improving Value in Health Care

CO APCD Advisory Committee | Meeting Notes



- Tracks telehealth defined by Gov. Jared Polis' extended definition in CO statute C.R.S. § 10-16-123(4)(e)(I)

c. Upcoming Reports Q3 (Jan – March)

- Gender Affirming Care
- Top 250 Drugs by Cost
- Alternate Payment Models
- Prescription and Drug Rebates
- Medicare Reference Based Pricing
- Shop for Care Mobile Version

d. Upcoming Reports Q4 (April – June)

- Chronic Disease Analysis
- CO APCD Insights Dashboard
- Social Needs, Z Codes in the CO APCD
- Community Dashboard (new visualizations)

e. Committee Input: CO APCD Insights Dashboard use cases

3:20 – 3:40 | 05. CO APCD Quality & Analytics – Alice Aguirre

a. New DSG 16 Changes

- Changes effective March 2025; see slides for details

b. Data User Support

- New Data Element Selection Form and new Data Dictionary
 - Launch planned for January 2025; easier to navigate, more clarity around accessible data element definitions
- CO APCD Download FAQ document and Client Journey Roadmaps
 - https://civhc.org/wp-content/uploads/2024/10/Data-Set-Download-Use-FAQ_Final_202409.pdf

3:40 – 3:55 | 06. Member Open Discussion & Public Comment

4:00 Meeting adjourned; future meetings: 3/11/25 and 6/10/25 from 2:00pm – 4:00pm