



CENTER FOR IMPROVING
VALUE IN HEALTH CARE

CO APCD

Advisory Committee

February 27, 2019

Agenda




- Welcome and Introductions
- Public Reporting Update
 - Recent and Upcoming Publications
 - Discussion
- Legislative Topic Briefing
 - CO APCD Scholarship Subcommittee Update
 - CO APCD Funding Request
- Committee Business and Discussion
 - Meeting schedule for 2019
 - Public Comments and Discussion



CENTER FOR IMPROVING
VALUE IN HEALTH CARE

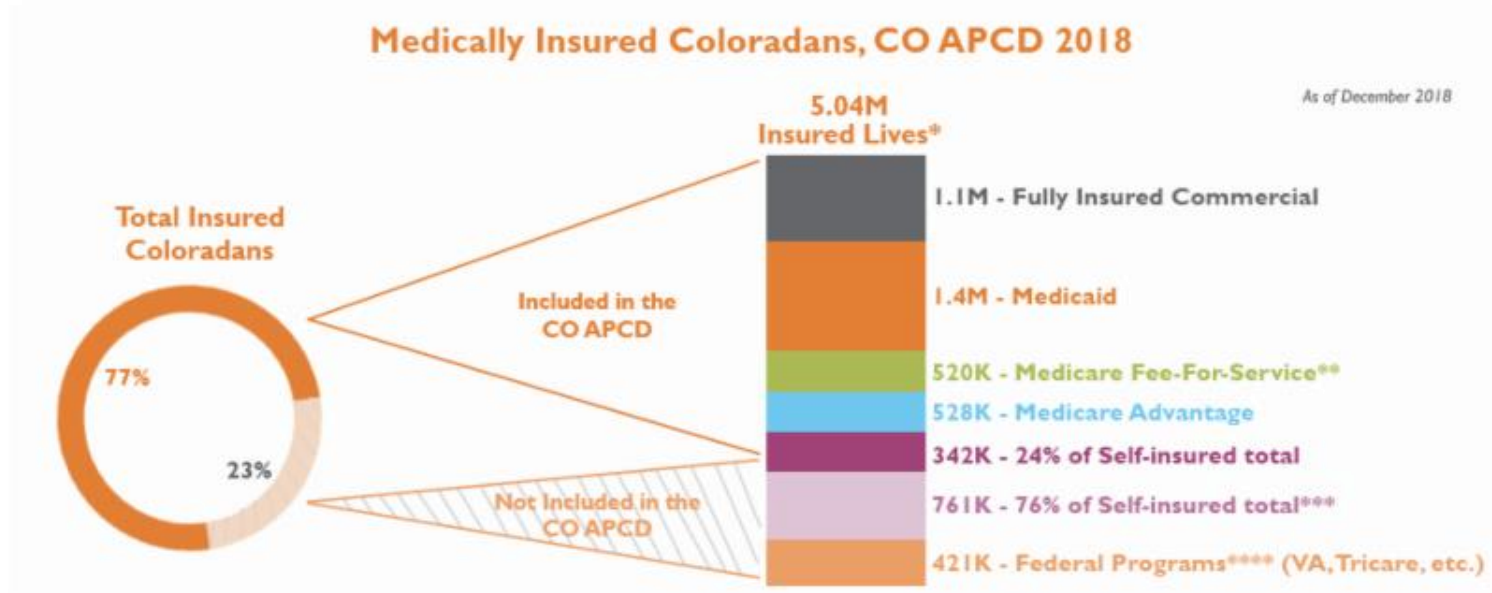
Public Reporting Update

2018 CO APCD Annual Report



In the 2018 Annual Report we look back at how much the CO APCD has grown, the number of Coloradans it represents, and how individuals and organizations are using the data to inform decisions that will improve health and lower costs.

2018 CO APCD Annual Report



More Data

The CO APCD now contains claims for approximately 77% of covered lives in Colorado including (as of July 2018):

- 39 commercial health insurance plans
- Medicare Advantage and Medicare Fee-for-Service (FFS) claims
- Self-insured employer plans
- Medicaid

2018 CO APCD Annual Report

More Public Data Access

The civhc.org website has more insightful publications and interactive reports than ever before including:

- Consumer shopping tool
- Population health reports
 - cost,
 - quality,
 - utilization,
 - chronic conditions
- Reference-based pricing
- DataBytes
- Spot Analyses

A Way for Consumer and Employer Change Agents to Use the Shop for Care Tool



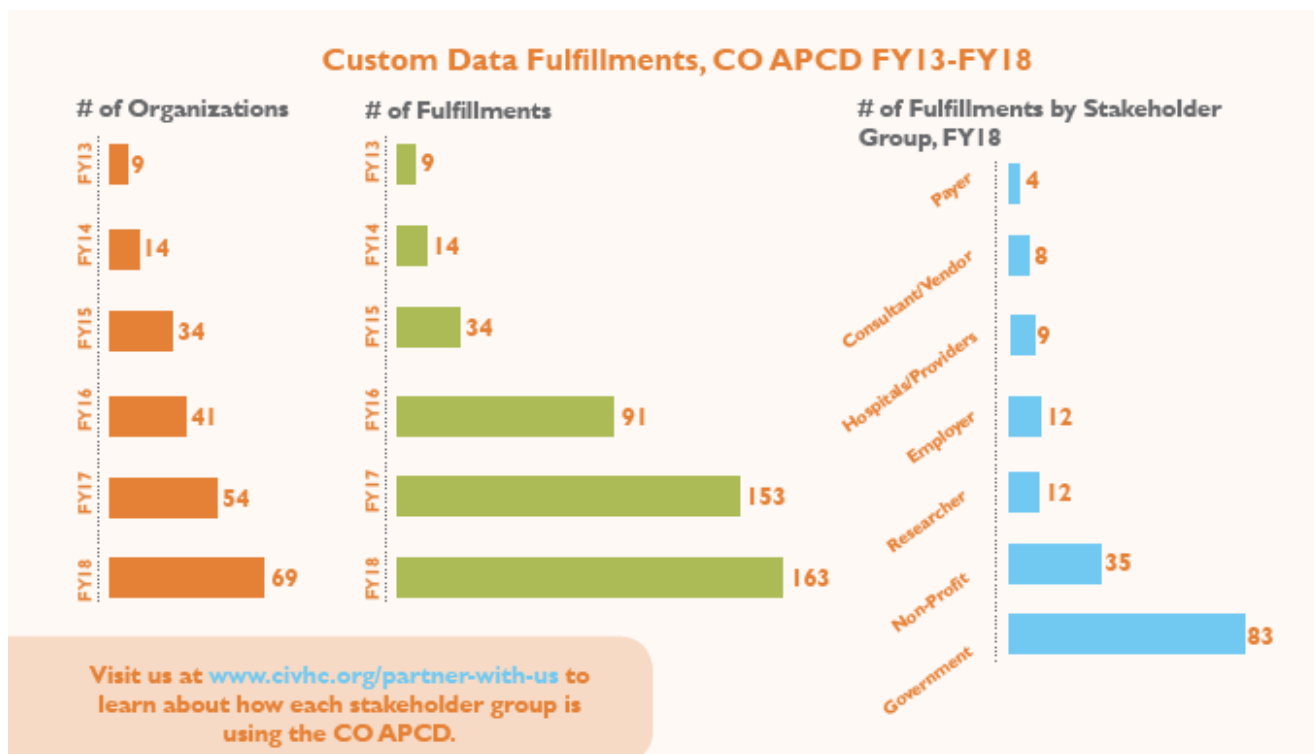

Provider Name	Address	City	State	Zip	Rate	Quality
Providence St. Joseph	1000 N. Lincoln Ave.	Portland	OR	97208	\$1,200	4.5
Providence St. Joseph	1000 N. Lincoln Ave.	Portland	OR	97208	\$1,200	4.5
Providence St. Joseph	1000 N. Lincoln Ave.	Portland	OR	97208	\$1,200	4.5
Providence St. Joseph	1000 N. Lincoln Ave.	Portland	OR	97208	\$1,200	4.5
Providence St. Joseph	1000 N. Lincoln Ave.	Portland	OR	97208	\$1,200	4.5
Providence St. Joseph	1000 N. Lincoln Ave.	Portland	OR	97208	\$1,200	4.5
Providence St. Joseph	1000 N. Lincoln Ave.	Portland	OR	97208	\$1,200	4.5
Providence St. Joseph	1000 N. Lincoln Ave.	Portland	OR	97208	\$1,200	4.5
Providence St. Joseph	1000 N. Lincoln Ave.	Portland	OR	97208	\$1,200	4.5
Providence St. Joseph	1000 N. Lincoln Ave.	Portland	OR	97208	\$1,200	4.5

Prices can vary by nearly \$8,000 for some MRIs and CT scans depending on location, so shopping for care is one way consumers can help reduce overall health care costs and rising premiums.

2018 CO APCD Annual Report

More Insights

Since 2013, we've fulfilled over 300 requests for custom data. Our Change Agent Gallery highlights the exciting projects happening across the state.



Shopping for Care

The **Shop for Care** tool helps consumers across the state locate facilities with the lowest price and best patient experience ratings, and supports reducing health care spending.

Shop for Health Care Services				
Select Service:	70450 - CT scan of head or brain			
Select Your ZIP Code:	80001			
Sort List By:	Closest Distance			
Facility Name	Distance (Miles)	Price Estimate		Quality
		Average Price	Price Range	Patient Experience
HealthOne North Suburban Medical Center	6.9	\$530	\$480-\$530	★★★★☆
HealthOne Presbyterian St Lukes	7.5	\$480	\$470-\$510	★★★★☆
Centura Health St Anthony Hospital	8.1	\$330	\$80-\$360	★★★★☆
HealthOne Rose Medical Center	9.5	\$480	\$430-\$1,200	★★★★☆
Centura Health Porter Adventist Hospital	10.9	\$350	\$190-\$370	★★★★☆
HealthOne Swedish Medical Center	11.7	\$510	\$430-\$600	★★★★☆
Centura Health Avista Adventist Hospital	11.9	\$310	\$310-\$350	★★★★☆
UCHealth University of Colorado Hospital	13.7	\$580	\$450-\$710	★★★★☆
Childrens Hospital Colorado Anschutz Medical Campus	13.7	\$1,420	\$900-\$1,560	*
Centura Health Littleton Adventist Hospital	16.4	\$300	\$40-\$430	★★★★☆
Boulder Community Health Foothills Hospital	16.8	\$310	\$290-\$910	★★★★☆
SCL Platte Valley	18.2	\$450	\$280-\$600	★★★★☆

Source: Colorado All Payer Claims Database (CO APCD), 2016.
 * Not available for Imaging Centers or Ambulatory Surgery Centers, or for hospitals that are not required to report to Centers for Medicare & Medicaid Services due to low Medicare volume.

Shopping for Care – Nearly 40 services now available



February release includes:

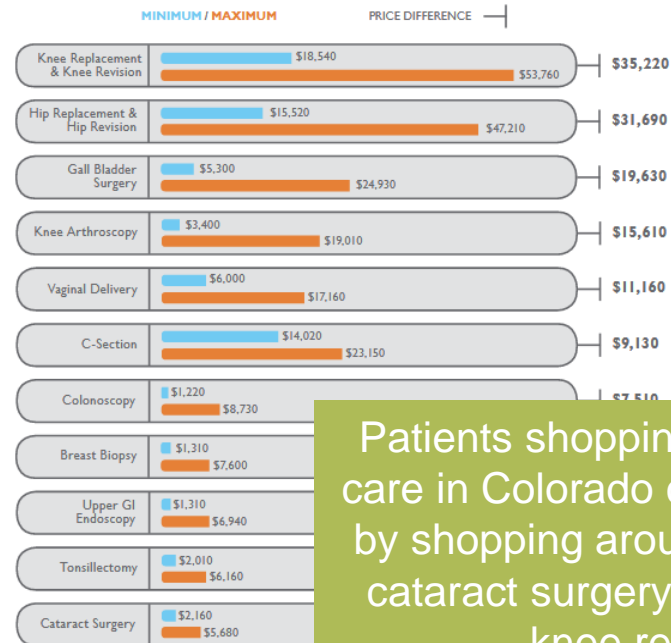
- 2017 updates to MRIs/CT scans
- New x-ray imaging
- New **episode** prices for hospital and outpatient procedures

Colorado is one of only 2 states to provide episode-based shopping, and we have many more services available.



Variation in Prices for Common Health Care Services Colorado All Payer Claims Database Episode-based Procedures

Visit www.civhc.org/shop-for-care for named facility comparisons for these procedures as well as costs for imaging, and x-ray procedures.



Patients shopping for episode-based care in Colorado can save significantly by shopping around - from \$3,520 for cataract surgery up to \$35,220 for a knee replacement.

Data is based on 2017 claims submitted by commercial health insurance payers to the Colorado All Payer Claims Database. Dollar amounts reflect median "episodes of care" payments which is how much typically gets paid, in total, between patients and their commercial health insurance plans, for all bills associated with this service, pre, during, and post care.

Upcoming Planned Releases through 2019

- **March:** Opioid spot analysis
- **April - July:** Updates to current Interactive Reports plus updated Insights (2016 and 2017 data) – pending Medicaid submission
- **September:** Pharmacy dashboard
- **October:** Total Cost of Care trend information (2014-17) and inclusion of Medicaid; public interactive report if possible
- **November:** Facility Price updated with 2018; Add % facility fee; consider new Prometheus
- **December:** Annual Report – Potential data inclusions: overlay population health data together; cost/utilization/quality/chronic conditions by counties/DOI, etc.; Waste Calculator; pharmacy info as contingency; statewide and national projects that are coming to conclusion (SIM, TCPI, etc)

Committee Discussion

- Proposed 2019 Reporting Calendar
- Data Suppression Policy
- Hospital/RAND Study

Agenda



- Welcome and Introductions
- Public Reporting Update
 - Recent and Upcoming Publications
 - Discussion
- Legislative Topic Briefing
 - CO APCD Scholarship Update
 - CO APCD Funding Request
- Committee Business and Discussion
 - Meeting schedule for 2019
 - Public Comments and Discussion



CENTER FOR IMPROVING
VALUE IN HEALTH CARE

Legislative Topic Briefing

2019 Bills Involving CO APCD

Out-of-Network Bills (HB19-1174 & one pending)

- One bill specifically mentions using CO APCD data as a reference for helping to determine appropriate out-of-network allowed amounts. Another bill has similar language but does not name the CO APCD.
- Multiple groups have requested data from the CO APCD on this topic.

State Innovation Waiver Reinsurance Program (HB19-1168)

- The DOI has requested data to help them identify related costs
- DataByte on High Risk Pools may also be utilized

Other bills CO APCD may be able to support if enacted:

- HB19-1176 – Health Care Cost Savings Act (task force)
- HB19-1004 – Proposal for Affordable Health Coverage Option
- SB19-004 – Address High-cost Health Insurance Pilot Program
- HB19-1001 – Hospital Transparency Measures To Analyze Efficacy

CO APCD Scholarship Subcommittee

Scholarship Subcommittee Members include:

- David Keller, CU School of Medicine, Children's Hospital
- Chris Underwood, Dept. of Health Care Policy & Financing
- Nathan Wilkes, Headstorms, Inc.

Update

Fiscal Year to Date, ten projects have been approved by the Scholarship Subcommittee and HCPF accounting for \$249,052.00 out of the \$500,000 annual allocation.

Eight applications are either under review or being prepped for review by the Scholarship Subcommittee.

We anticipate the funds to be fully committed by early April.

CO APCD Scholarship Subcommittee

FY 2019 Scholarship Funding Year to Date

APCD Budget to date:

Amounts HCPF approved and HCPF accounting sent out/will send a check (18.121 CO Consumer Health Initiative/Cost Prescription Medications, 19.05 UCD HPV, 19.02 Children's Asthma, Only 2 of 5 invoice for 19.40 CCMCN received, 19.35 NWCCHP, 18.107 UCLA Youth, 19.71 CO School Public Health, 19.08 CO Med Society, 19.67 CDA ED)	\$249,052.00
Amounts HCPF board approved, but waiting on CIVHC to complete the work and then send an invoice (19.10 QHN, 18.37 CCHAP, 19.40 CCMCN)	\$76,010.00
Remaining amount	\$154,438.00
Request on hold due to funding ()	\$0
Amount in review, but not approved/pending (17.123.3 Cost of Care)	\$20,500.00
Denied, hold, retracted request ()	
Total Funding For FY 18/19	\$500,000

CO APCD Funding

- **State Funding**

- Governor's FY 2020 Budget includes \$2.6 Million request to help cover core CO APCD operating costs
- Must be reviewed and approved by the Joint Budget Committee and remain in the final FY 20 Long Bill approved by the legislature

Will the CO APCD Advisory Committee approve the draft letter of support for this budget request?

- **Major Stakeholder Groups**

- Discussions initiated to understand the data needs of all major stakeholder groups
 - State Agencies
 - Payers
 - Hospitals
 - Physician Groups
 - Employers

Agenda



- Welcome and Introductions
- Public Reporting Update
 - Recent and Upcoming Publications
 - Discussion
- Legislative Topic Briefing
 - CO APCD Scholarship Subcommittee Update
 - CO APCD Funding Request
- Committee Business and Discussion
 - Meeting schedule for 2019
 - Public Comments and Discussion



CENTER FOR IMPROVING
VALUE IN HEALTH CARE

Committee Business and Discussion

Committee Business

- 2019 Meetings
 - Return to original schedule
 - 2nd Tuesday of the month
 - 9am - 11am
 - May 14, August 13, November 12
- Topic suggestions to address next meeting
 - Formalizing the running of the Committee
- Public Comments and Discussion