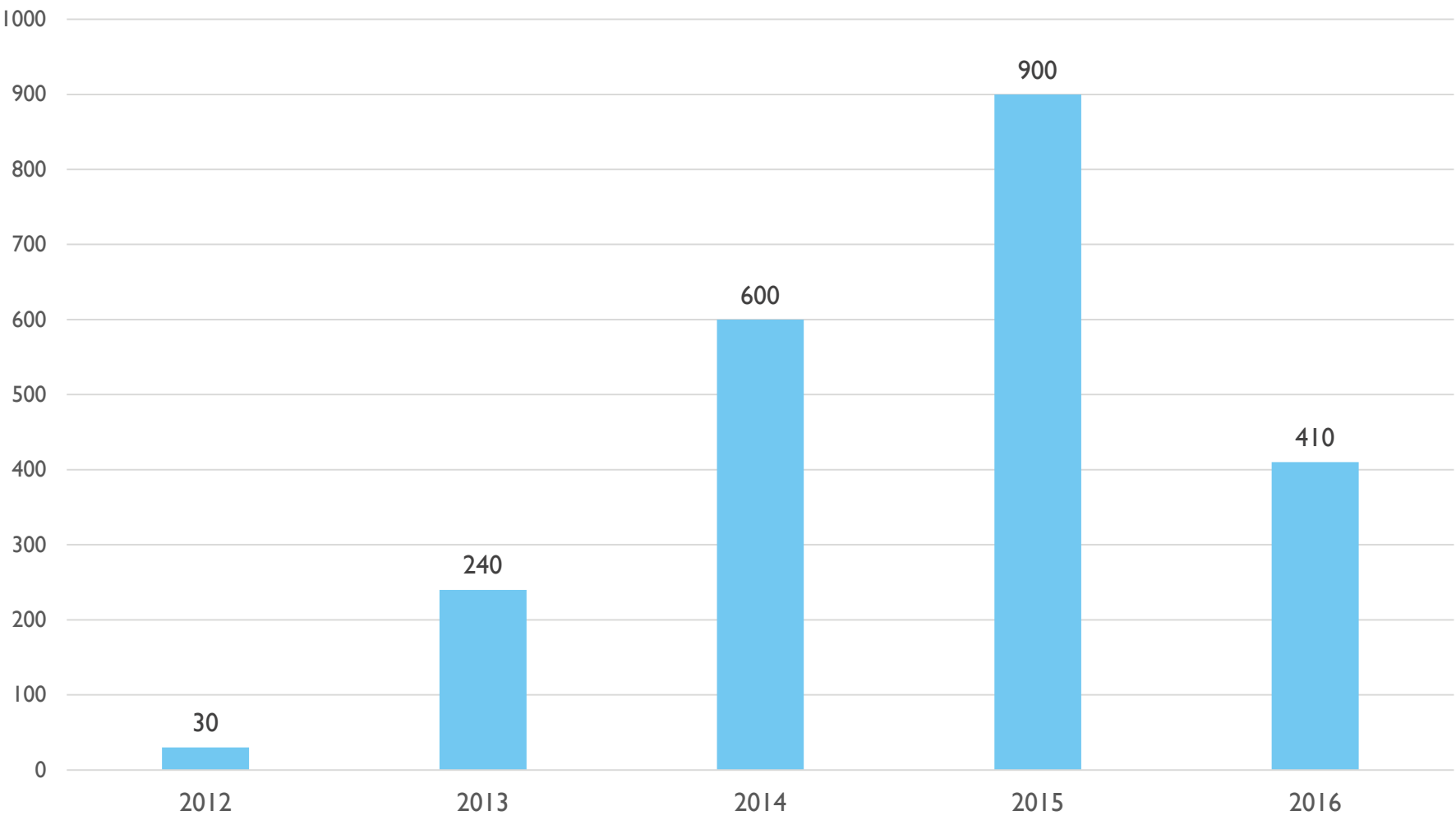




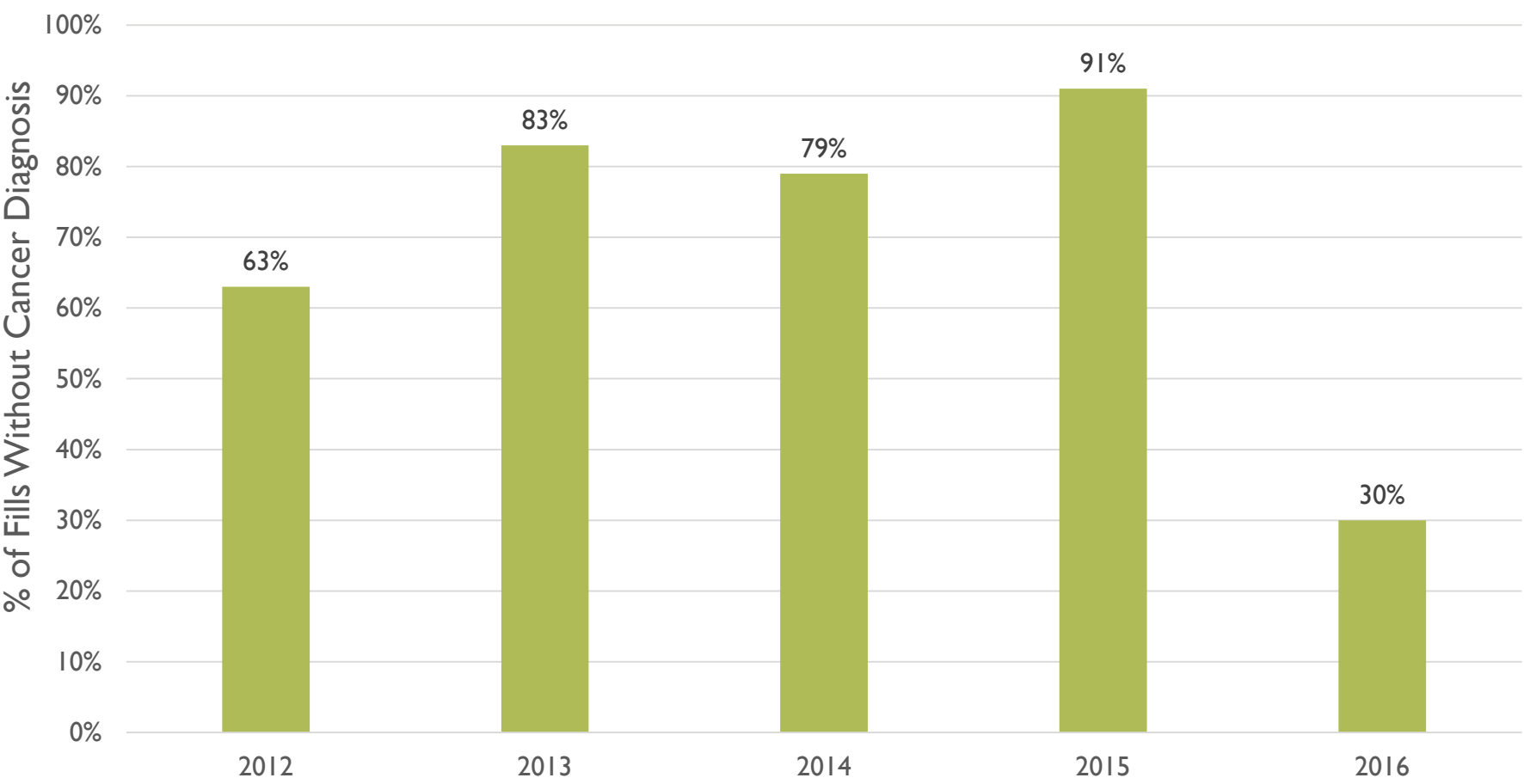
CENTER FOR IMPROVING  
VALUE IN HEALTH CARE

# DATA BYTE: SUBSYS PRESCRIPTION TRENDS IN COLORADO 2012-2016

Total Number of Subsys Prescriptions Filled Annually  
(2012-2016, Medicaid and Commercial Payers,  
Colorado All Payer Claims Database)

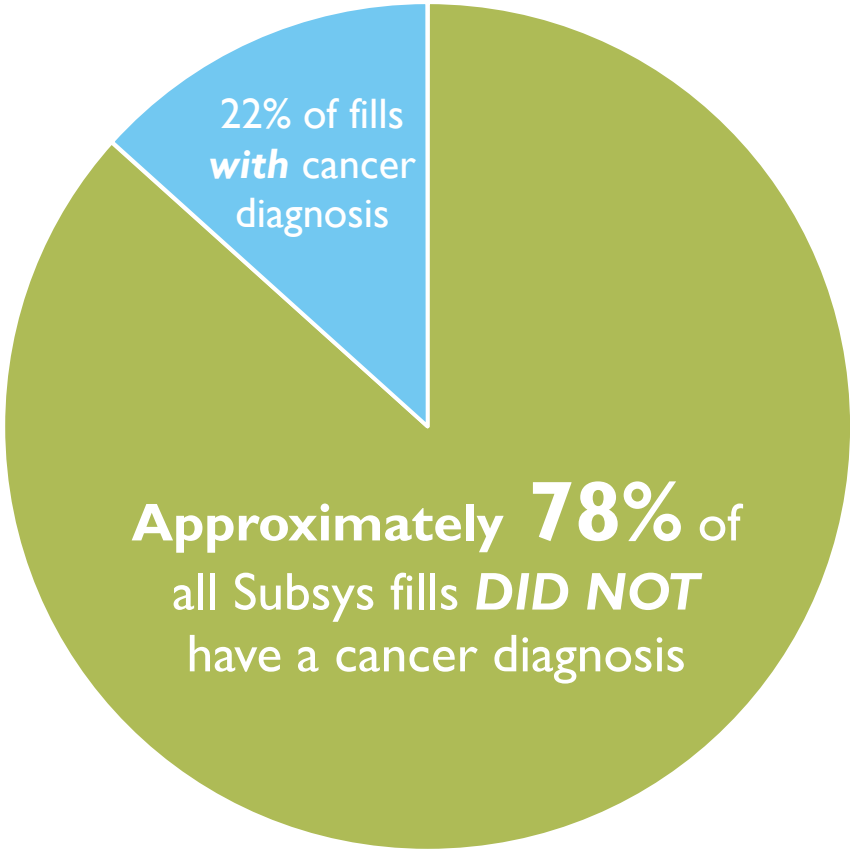


Percent of Subsys Prescriptions Without a Cancer Diagnosis as  
Indicated (2012-2016, Commercial and Medicaid Payers,  
Colorado All Payer Claims Database)



Colorado Subsys Total and Potentially Avoidable Spend (2012-2016,  
Medicaid and Commercial Payers, Colorado All Payer Claims Database)

Between 2012 and 2016,  
Colorado spent  
approximately  
**\$17.5M total** on  
Subsys prescriptions,  
**\$13.6M** of which  
was potentially  
avoidable.



*Subsys is powerful opioid drug FDA-approved specifically for the management of persistent pain in adult cancer patients. Prescriptions filled includes all Medicaid and commercially insured members in the Colorado All Payer Claims Database (CO APCD) regardless of the length of coverage. Cancer diagnosis information reflects the percent of Coloradans represented in the CO APCD with continuous eligibility who did not have a cancer diagnosis within the three months prior to filling their first Subsys prescription. Cancer diagnoses were defined using ICD9 codes between 140 and 239 and ICD10 codes between C00 and D48. Total cost reflects actual paid amounts by health insurance payers and patients, prior to discounts or rebates, and potentially avoidable cost estimates are based on the average percent of claims without a cancer diagnosis from 2012-2016.*