



Data to Drive Decisions: Resources to Chart COVID's Impact in Colorado

June 17, 2021



CENTER FOR IMPROVING
VALUE IN HEALTH CARE

Presenters



Cari Frank, MBA
VP of Communication and
Marketing



**Maria de Jesus
Diaz-Perez, PhD**
Director of Research and
Performance Measurement



Katie Oberg
Health Care Data Analyst



Housekeeping

- All lines are muted
- Please ask questions in the Chat box
- Webinar is being recorded
- Slides and a link to the recording will be posted on the Event Resources page on civhc.org



Agenda

- Quick Overview of CIVHC and the CO APCD
- Purpose of the Data to Drive Decisions Webinar Series
- COVID-Related Analyses Using CO APCD Data
 - High Risk Populations for severe COVID
 - Impact of Elective Procedure Cessation
 - Trends in Telehealth Utilization
- Q & A
- Future topics, next webinar



Our Mission

We strive to empower individuals, communities, and organizations through collaborative support services and health care information to advance the Triple Aim: **Better Health**, **Better Care**, **Lower Cost**

We are:

- Non-profit
- Independent
- Objective



Who We Serve

Change Agents

Individuals, communities, or organizations working to lower costs, improve care, and make Colorado healthier.



Clinicians



Hospitals



Government



Consumers



Employers



Researchers



Health Plans



Non-Profits



History of the CO APCD

2008

CO APCD recommended by Blue Ribbon Commission for Health Care Reform

2010

CO APCD Legislation (HB 10-1330); CIVHC named administrator by HCPF

2012

CO APCD operational; website goes live; begin providing custom data requests

2013-2016

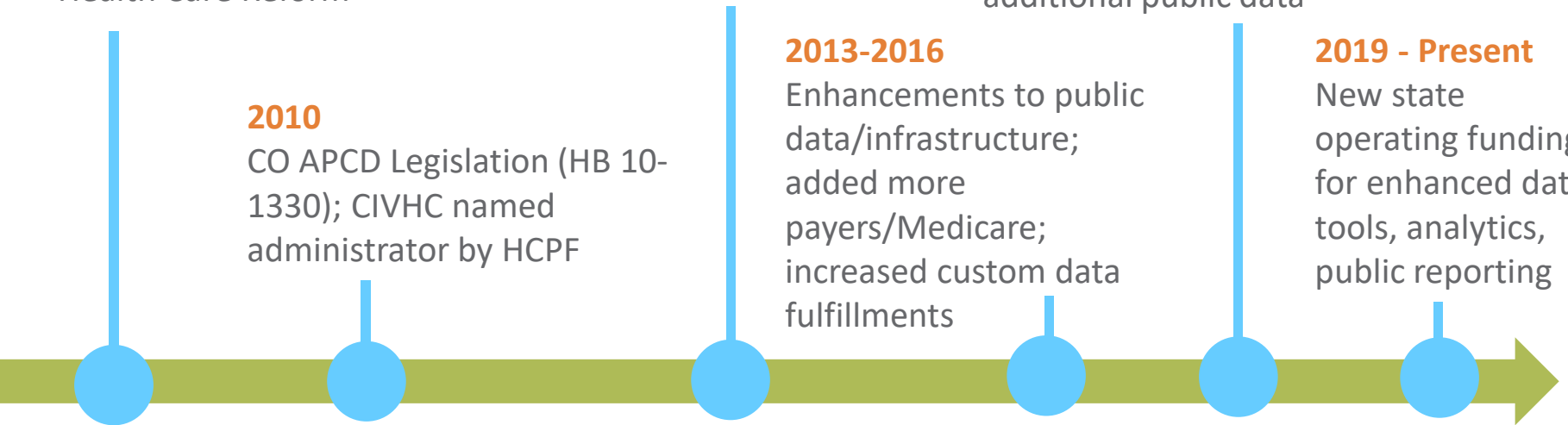
Enhancements to public data/infrastructure; added more payers/Medicare; increased custom data fulfillments

2017-2019

Transition to new data vendor; enhanced capabilities; launched new website and additional public data

2019 - Present

New state operating funding for enhanced data, tools, analytics, public reporting



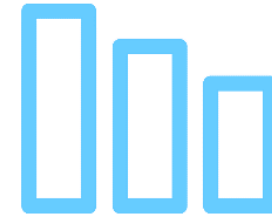
Data to Inform Decisions



Public CO APCD Data

Identify opportunities for improvement in your community through interactive reports and publications

Shop for high value health care services



Custom CO APCD Data

License data from the most comprehensive claims database in CO to address your Triple Aim project



Data to Drive Decisions Webinar Series

- **Purpose:** Highlight available data and capabilities and get feedback from stakeholders
- **Audience:** More experienced health care audience/health data users
- **Frequency:** Monthly, third Thursday of every month, 12pm-1pm MT





Resources to Chart COVID's Impact in Colorado



CENTER FOR IMPROVING
VALUE IN HEALTH CARE

Data and Support at the Onset of COVID-19

- CIVHC collaborated with partners about how the CO APCD data could inform response
 - Division of Insurance
 - Colorado Department of Public Health and Environment
 - Office of eHealth Innovation
 - CIVHC Board of Directors
 - CO APCD Advisory Committee
- Began work on analyses designed to help understand, plan for, and minimize the impact of the virus on Coloradans
- Advance Care Planning resources

Population at Risk of Severe COVID-19

Purpose: Identify counties with concentrations of people at higher risk of severe illness to help with resource planning.

- Helps state and communities understand the impact that COVID-19 transmission may have in certain areas.
- This analysis was used by the Governor's Expert Emergency Epidemic Response Committee (GEEERC) to help plan for vaccine allocation and distribution.

High-Risk Population Definition

Centers for Disease Control identify the following groups as having a high-risk for severe COVID-19 disease:

- People 65 and older
- People living in Nursing Homes and Long Term Care facilities

People of all ages with underlying conditions, particularly if not well-controlled:

- Chronic lung disease or moderate or severe asthma
- Serious heart conditions
- Immunocompromised conditions (e.g., cancer treatment, smoking, immune deficiencies, among others)
- Severe obesity
- Diabetes
- Chronic kidney disease
- Liver disease

Operationalization of CDC criteria

- Count of unique “alive” persons in 2019
- Payer type based on primary medical insurance during the most current year.
- Living in Colorado - County assignment based on member’s most recently reported address.
- Counted as residents of Nursing home or Long term care if they had a claim within a 6-month look back period where they were patients in those facilities.
- Chronic conditions were identified using CMS Chronic Condition Categories – presence of relevant diagnoses within previous 3 years.

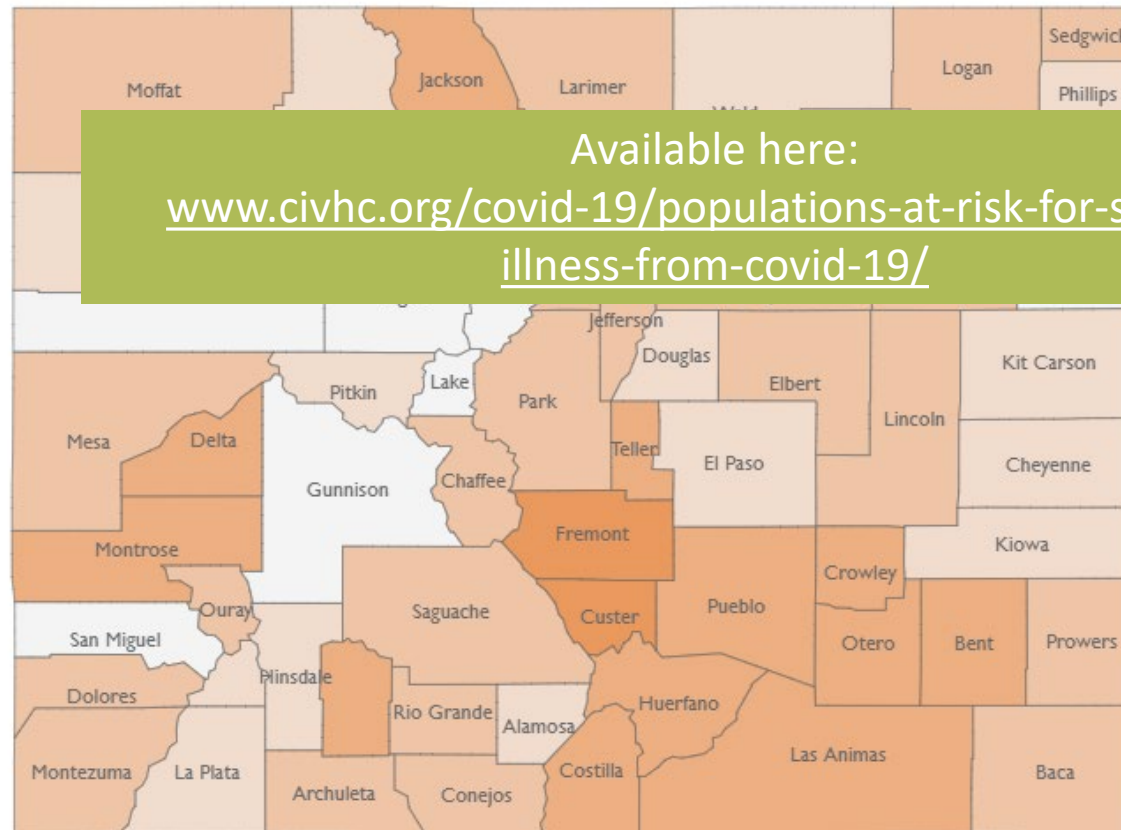
Populations at Risk for Serious Illness from COVID-19



Age Group: All | Gender: All | Line of Business: All

County
(All) ▾

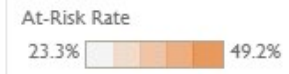
Statewide 34.4%



Available here:
www.civhc.org/covid-19/populations-at-risk-for-serious-illness-from-covid-19/

- Age Group
- (All)
 - Age < 18
 - Age 18-44
 - Age 45-64

- Undeclared
- Line Of Business
 - (All)
 - Commercial
 - Medicaid
 - Medicare Advantage
 - Medicare Fee-for-Service



Cessation of Elective Procedures

- March 23, 2020 - Governor Polis issued an order for temporary cessation of all elective and non-essential procedures
- Analysis supports those seeking to understand the financial impact that cessation period may have on cost and utilization
- Procedures identified as elective include inpatient and outpatient surgical and diagnostic procedures such as gastrointestinal endoscopies.
- Data available for download at: www.civhc.org/covid-19/potential-impact-of-covid-19-temporary-cessation-of-elective-procedures/

Cessation of Elective Procedures

- Critical Access Hospitals were exempt from the cessation order and provided separately
- Breakouts include:
 - 2018 and 2019, January – June (and month by month)
 - All Payers, Commercial, Medicaid, Medicare Advantage, Medicare Fee-for-Service (only available for 2018)
 - Elective Procedures Only
 - Elective and Potentially Elective Procedures
 - Claim Volume, Total Paid Amount, Plan Only Amount
 - Inpatient (Facility and Professional)
 - Outpatient (Facility and Professional)
 - Ambulatory Surgery Centers & other Free-Standing Centers



Cessation of Elective Procedures

Colorado All Payer Claims Database

Medicare FFS/Advantage, Medicaid, Commercial Payers, Jan. - July 2018

Elective Procedures **Cost** and **Utilization**

Total Payments

(member liability + plan paid)

\$203M

per month

**Percent of All
Claims**

73%

Percent of All Payments to Providers



63%

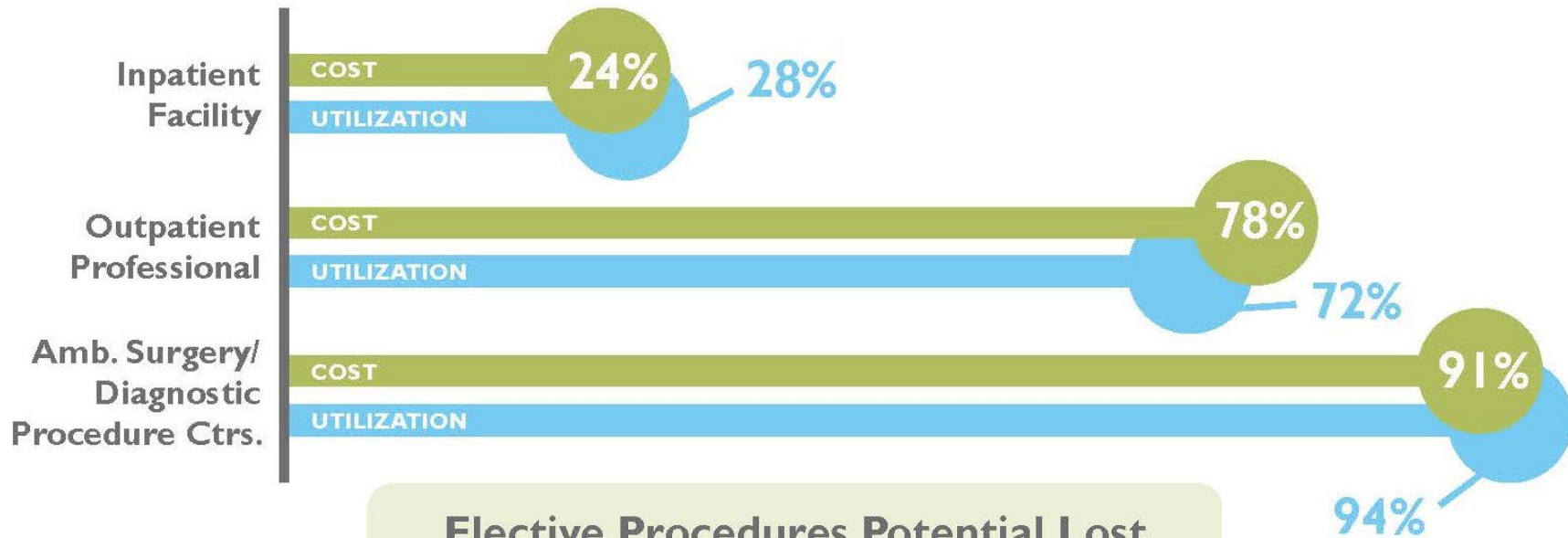
Cessation of Elective Procedures

Colorado All Payer Claims Database

Medicare FFS/Advantage, Medicaid, Commercial Payers, Jan. - July 2018

Elective Procedures **Cost** and **Utilization**

Percent Elective Procedures by Care Setting



Elective Procedures Potential Lost Revenue for Facilities and Providers

(two month time period, all payers)

\$406M+

Telehealth Services Analysis

- Purpose:
 - Understand how telehealth services are impacting the health care delivery system pre-, during, and post- COVID-19
 - Supports allocation of resources to enhance telehealth in areas most vulnerable to severe illness
 - Initial request from Office of eHealth Innovation



Telehealth vs. Telemedicine

- **Telemedicine** - electronic exchange of medical information using **synchronous interactions** (e.g., telephone, interactive visual communications)
- **Telehealth** - broader scope of services that includes **asynchronous** telecommunication like management services through a patient portal and remote monitoring of weight, blood pressure, and other measures
 - CMS includes transitional care management in its definition of telehealth which is also included in the analysis

Telehealth Services Analysis

- Provides pre- and post-COVID data to enable evaluation of the impact of COVID on telehealth services. Breakouts include:
 - County
 - Demographics (age, M, F)
 - Payer Type
 - Provider Type
 - Diagnosis Type
 - Type of Telehealth Visit



Telehealth Services Analysis

SNAPSHOT

Telehealth In Colorado

Colorado All Payer Claims Database, 2021



Telehealth Services March - July 2019 & 2020

2019

58K Total Services



Category	Services
Commercial	26K
Medicaid	18K
Medicare Advantage	14K



2020

2.3M Total Services



Category	Services
Commercial	575K
Medicaid	1.4M
Medicare Advantage	314K

Telehealth Services Analysis

SNAPSHOT

Telehealth In Colorado

Colorado All Payer Claims Database, 2021



Telehealth Services March - July 2019 & 2020

Top Diagnosis Categories

Mental Health Conditions 36%

10% Respiratory Conditions

6% Circulatory Conditions

6% Counseling

Top Diagnosis Categories

Mental Health Conditions 51%

7% Endocrine/Nutritional Conditions

6% Musculoskeletal Conditions

6% Nervous System Conditions

Telehealth Services Analysis

SNAPSHOT

Telehealth In Colorado

Colorado All Payer Claims Database, 2021



Telehealth Services March - July 2019 & 2020

2019

Top Service Providers

Primary Care 40%

Behavioral Health 31%

6% Internal Medicine Subspecialty

5% Remote Weight Loss Service

2020

Top Service Providers

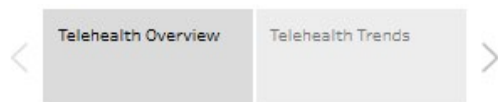
Behavioral Health 35%

Primary Care 22%

6% Federally Qualified Health Centers / Rural Health Clinics

5% Home Health

Telehealth Services Analysis



Telehealth in Colorado

Choose Time Period: November 2019 July 2020

Choose Payer Type*: (All)

Choose a Telehealth Service Category: (All)

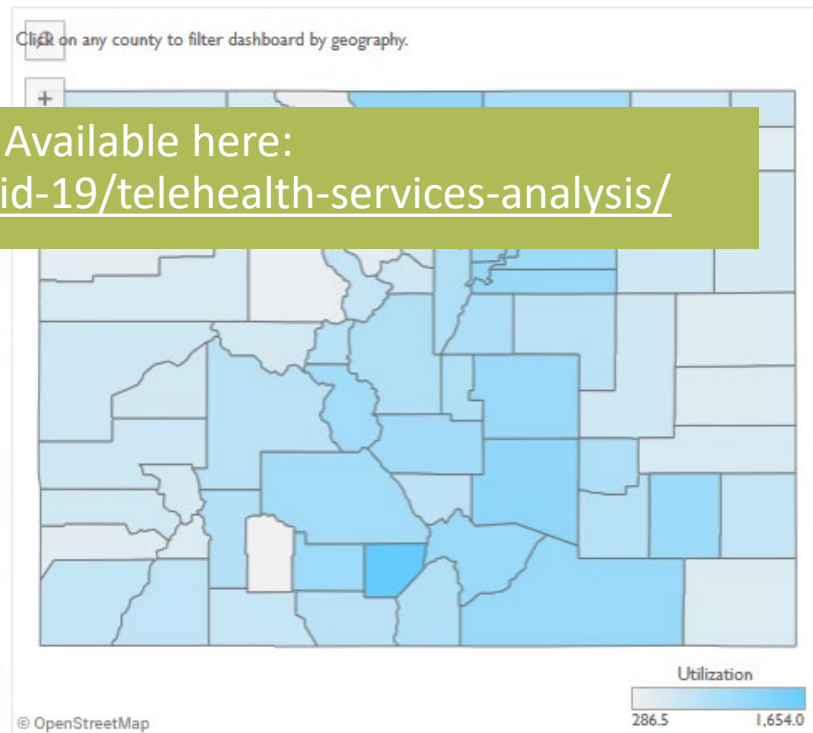
Choose Cost or Utilization: Utilization

Total Services: 2,370,000 **Total Payments:** \$253,754,000
Utilization Rate: 1,050 services per 1,000 members **Cost:** \$9.4 per member per month (PMPM)

Who is accessing telehealth?

Patient Gender	Patient Age	
Female	0-17	30%
	18-44	34%
Male	45-64	22%

Where do patients receiving telehealth services live?



Available here:
www.civhc.org/covid-19/telehealth-services-analysis/

Why are...

Top Diagnoses

Mental Health Conditions	51%
Endocrine/Nutritional conditions	7%
Musculoskeletal conditions	6%
Nervous system conditions	6%

What services are being provided?

Top Telehealth Procedure Categories

Office or Other Outpatient E&M Services - Establis..	30%
Psychiatry Services and Procedures	28%
Telephone Services	10%
Other	10%

Who is providing telehealth?

Top Service Provider Types

Behavioral Health	35%
Primary Care	23%
FQHC/Rural Health Clinic	6%
Home Health	5%

Source: Colorado All Payer Claims Database (CO APCD), 2021
 * "All" payers does NOT include Medicare Fee-For-Service after Dec. 31, 2019

Telehealth Services Analysis

- Form for data download here:

www.civhc.org/covid-19/telehealth-services-analysis/

- What's Coming

- Updates with more months of data
- Comparisons between overall health care utilization trends and telehealth trends

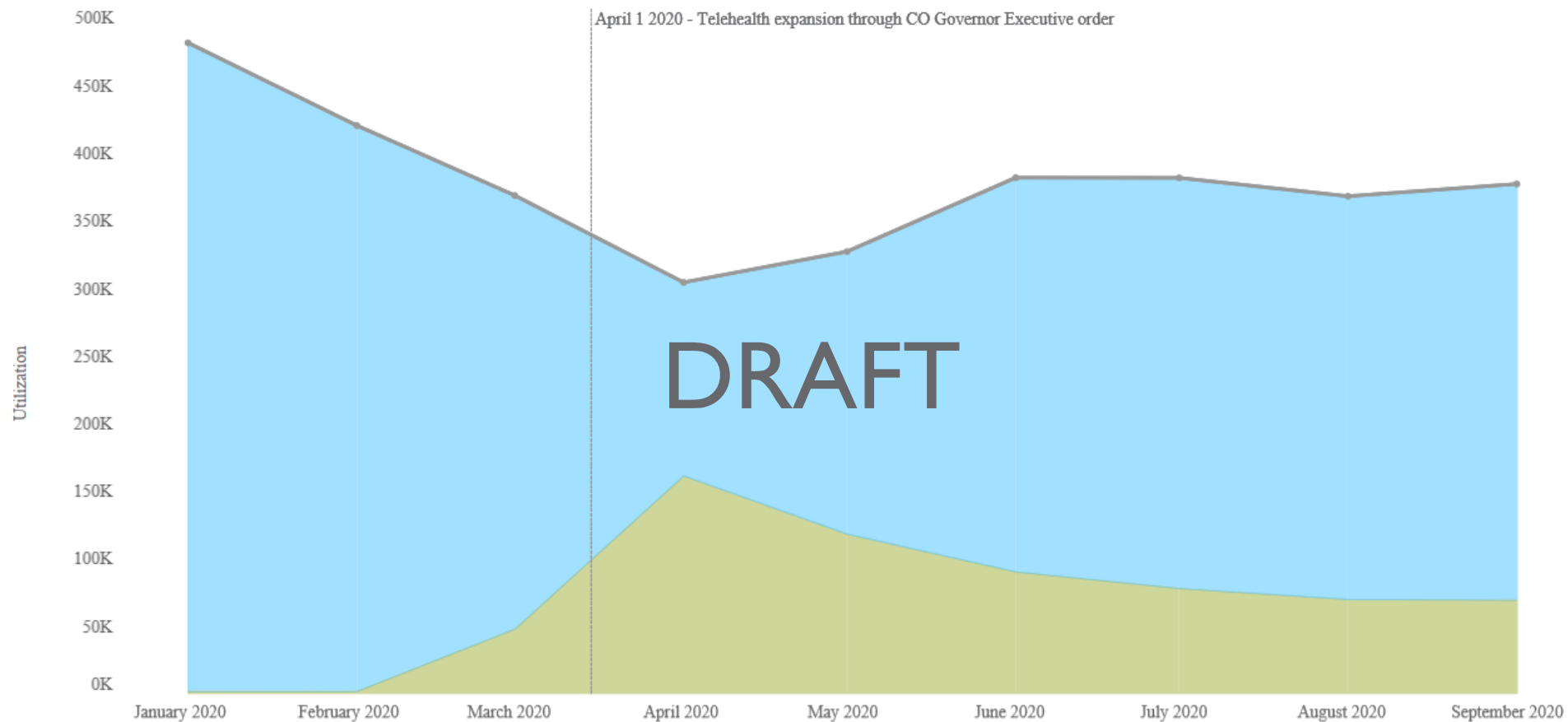


Impact of COVID-19 on In-Person and Telehealth Visits

IMPACT OF COVID-19 ON SELECTED SERVICES

Choose a Payer Type (Medicare Fee-For-Service is not available for 2020): (All) Choose a Telehealth Service: Office or Other Outpatient E&M Services - Established Patient Choose a Provider Type: (All) Choose a Measure: Utilization

In Person
Telehealth



Upcoming Webinars

- **July 15** – Improving Population Health - Low Value Care in Colorado and County/DOI-Specific Metrics in the Community Dashboard
- **August 19** – Efforts to Transform the Way Care Is Delivered and Paid for in Colorado: Medicare Reference Based Pricing and Data to Support Employer Alliances



Questions? Suggestions?



Reach out to info@civhc.org



Connect with CIVHC on Facebook, LinkedIn, and Twitter



Recording will be posted here:

www.civhc.org/about-civhc/news-and-events/event-resources/