

# County Profile: Teller County (Urban)



CENTER FOR IMPROVING  
VALUE IN HEALTH CARE

## County Overview

### Population Information 2023\*

Total Population  
**24,631**

Unique Lives in the CO APCD  
**17,320**

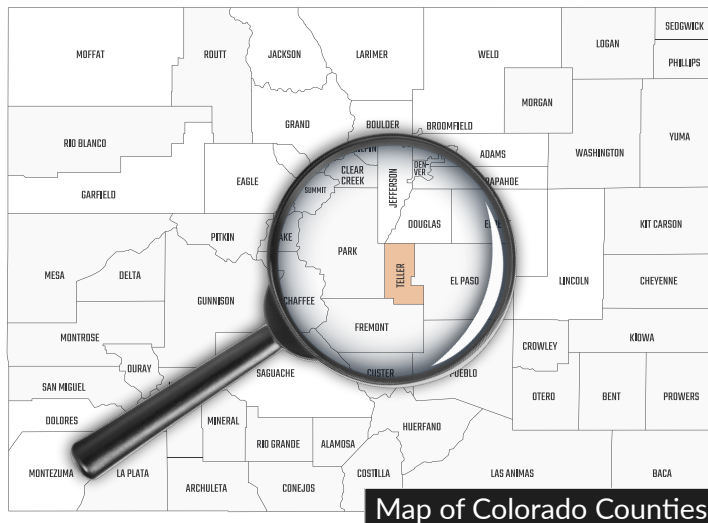
Insured Population\*\*  
**22,909**

% Total Population in the CO APCD  
**70%**

% Total Insured Population in the CO APCD  
**76%**

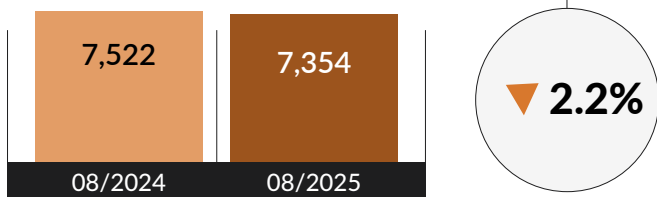
\*Data comes from the [CO APCD Insights Dashboard](#), with data from reporting year 2023. See full considerations and [methodology](#) for Insights Dashboard population reporting.

\*\*County population and insured estimates are based on five years of Census data leading up to the selected year.



## Year-Over-Year County Enrollment

### Commercial



Commercial and Medicaid only, does not include Medicare Fee-for-Service or Advantage.

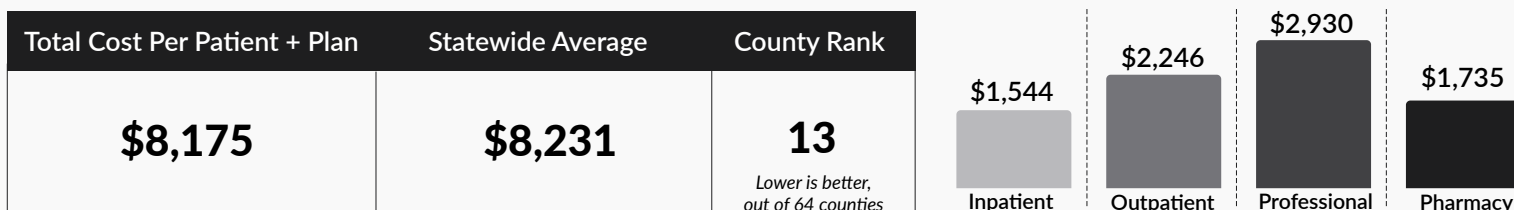
### Medicaid



## Spending on Care in Teller County

Payments Made by Health Plans and Patients Combined | All Payers, 2023 | Per Person Per Year (PPPY)

All data in this section comes from the [Community Dashboard](#), with most recent data through reporting year 2023.



## County Trends and Notes | All measures reflect data from the [Community Dashboard](#) (2013 -2023)

- Teller County records a **lower rate of healthy users**, or people accessing only routine care (such as preventive or minor condition-related claims) compared to most other Colorado counties. In 2023, Teller County recorded healthy users accessing care at a rate of 113 per 1,000 people, below the statewide benchmark of 148 per 1,000 people and the urban county benchmark of 150 per 1,000 people.
- Teller County also records a **higher rate of health care non-users**, or people with insurance coverage who do not use it, compared to other urban counties and Colorado counties overall. In 2023, Teller County recorded non-users at a rate of 270 per 1,000 people, higher than the statewide benchmark of 246 per 1,000 and urban county benchmark of 247 per 1,000 people.
- Children and adolescents in Teller County **experience a much lower rate of access to dental care** than those in most other urban counties and Colorado counties statewide. In 2023, children and adolescents in Teller County accessed dental care at a rate of 50%, below the statewide and urban benchmark rate of 59%.

Explore more county profiles and download the full underlying dataset for the Community Dashboard on [civhc.org](#).