

County Profile: Summit County (Rural)



CENTER FOR IMPROVING
VALUE IN HEALTH CARE

County Overview

Population Information 2023*

Total Population
30,819

Unique Lives in the CO APCD
16,760

Insured Population**
27,668

% Total Population in the CO APCD
54%

% Total Insured Population in the CO APCD
61%


*Data comes from the [CO APCD Insights Dashboard](#), with data from reporting year 2023. See full considerations and [methodology](#) for Insights Dashboard population reporting.

**County population and insured estimates are based on five years of Census data leading up to the selected year.

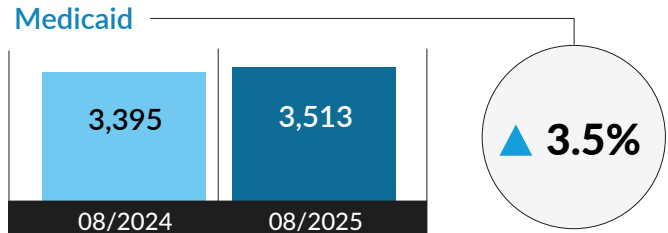


Map of Colorado Counties

Year-Over-Year County Enrollment



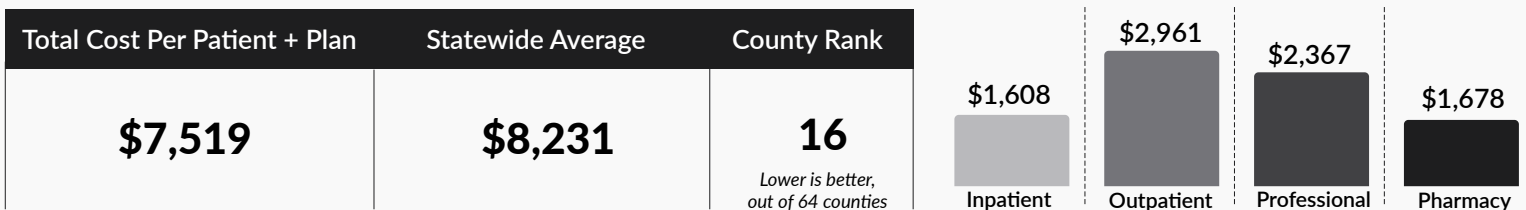
Commercial and Medicaid only, does not include Medicare Fee-for-Service or Advantage.



Spending on Care in Summit County

Payments Made by Health Plans and Patients Combined | All Payers, 2023 | Per Person Per Year (PPPY)

All data in this section comes from the [Community Dashboard](#), with most recent data through reporting year 2023.



County Trends and Notes | All measures reflect data from the [Community Dashboard](#) (2013 -2023)

- Summit County has a **slightly higher rate of health care non-users**, or people who have health coverage but do not use their insurance. In 2023, Summit County's rate of non-users was 277 per 1,000 people, slightly higher than the statewide benchmark of 246 per 1,000 people and rural county benchmark of 243 per 1,000 people.
- Summit County has the **highest rate of eligible people who receive breast cancer screenings among all Colorado counties**. In 2023, eligible people in Summit County received screenings at a rate of 76%, well above the rural county benchmark of 61% and statewide benchmark of 63%.
- Summit County has a **consistently lower rate of emergency department (ED) visits** than most rural counties and Colorado counties overall. In 2023, the county recorded a rate of just 50 ED visits per 1,000 people, below the rural county benchmark of 344 per 1,000 people and statewide benchmark of 316 per 1,000 people. Overall, Summit County falls fourth among Colorado counties ranked by ED visits rates (ranked lowest to highest), placing it as one of the counties with the lowest ED visitation rates across the state.

Explore more county profiles and download the full underlying dataset for the Community Dashboard on civhc.org.