

County Profile: Pueblo County (Urban)



CENTER FOR IMPROVING
VALUE IN HEALTH CARE

County Overview

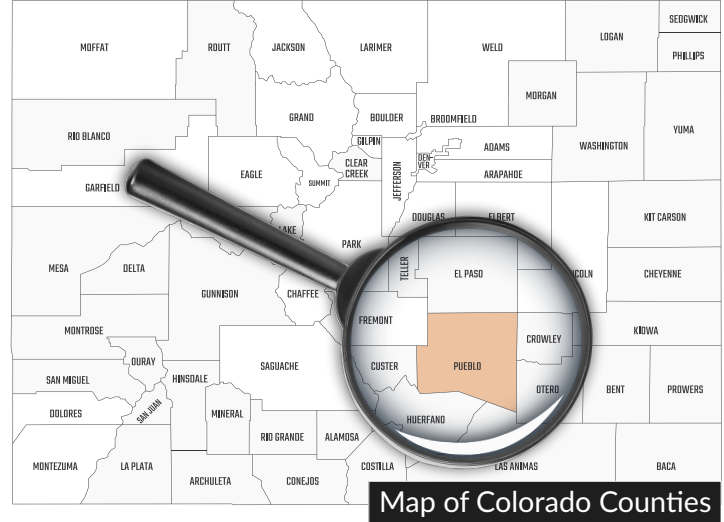
Population Information 2023*

Total Population	Unique Lives in the CO APCD	Insured Population**
164,662	131,070	155,294

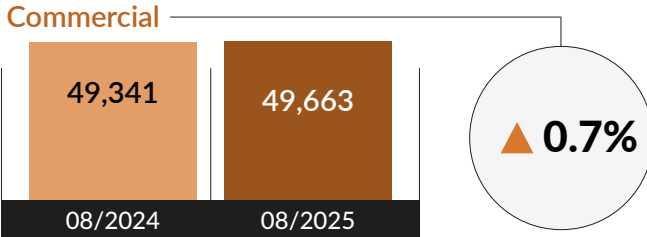
% Total Population in the CO APCD	% Total Insured Population in the CO APCD
80%	84%

*Data comes from the [CO APCD Insights Dashboard](#), with data from reporting year 2023. See full considerations and [methodology](#) for Insights Dashboard population reporting.

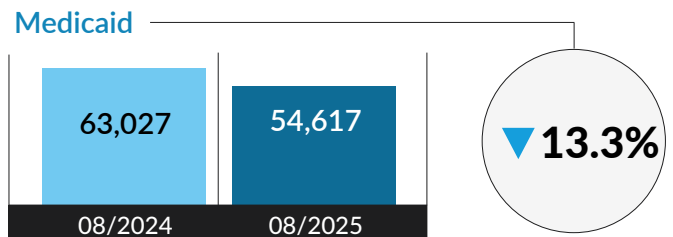
**County population and insured estimates are based on five years of Census data leading up to the selected year.



Year-Over-Year County Enrollment



Commercial and Medicaid only, does not include Medicare Fee-for-Service or Advantage.



Spending on Care in Pueblo County

Payments Made by Health Plans and Patients Combined | All Payers, 2023 | Per Person Per Year (PPPY)

All data in this section comes from the [Community Dashboard](#), with most recent data through reporting year 2023.

Total Cost Per Patient + Plan	Statewide Average	County Rank	Inpatient	Outpatient	Professional	Pharmacy
\$8,465	\$8,231	17 <i>Lower is better, out of 64 counties</i>	\$1,761	\$1,955	\$2,960	\$1,902

County Trends and Notes | All measures reflect data from the [Community Dashboard](#) (2013 -2023)

- Pueblo County has a **lower rate of health care non-users**, or people who have health coverage but do not use their insurance. In 2023, Pueblo County's rate of non-users was 204 per 1,000 people, notably below both the statewide benchmark of 246 per 1,000 people and urban county benchmark of 247 per 1,000 people.
- Pueblo County has a **lower rate of eligible people who receive breast cancer screenings** compared to other Colorado counties. In 2023, eligible people in Pueblo County received screenings at a rate of 59%, below the urban county and statewide benchmark of 63%.
- Pueblo County has a **higher rate of people who visit the emergency department (ED)** compared to other Colorado counties. In 2023, people visited the ED in Pueblo County at a rate of 462 per 1,000 people, above the statewide benchmark of 316 per 1,000 people and the urban county benchmark of 311 per 1,000 people.

Explore more county profiles and download the full underlying dataset for the Community Dashboard on [civhc.org](#).