

County Profile: Pitkin County (Rural)



CENTER FOR IMPROVING
VALUE IN HEALTH CARE

County Overview

Population Information 2023*

Total Population
17,095

Unique Lives in the CO APCD
9,480

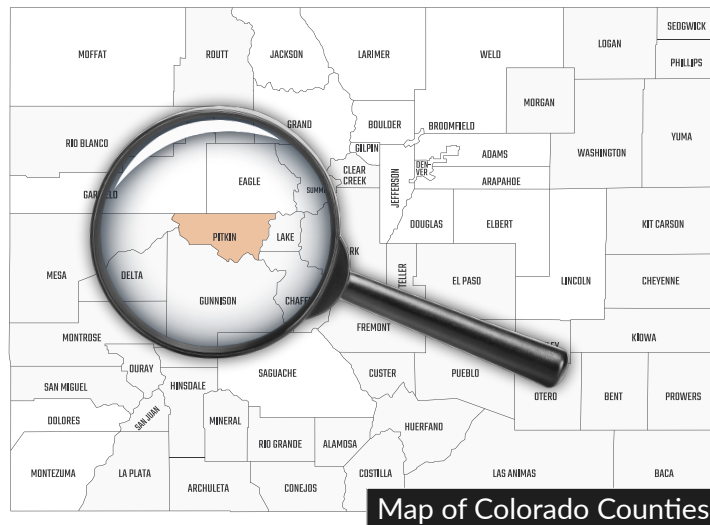
Insured Population**
16,318

% Total Population in the CO APCD
55%

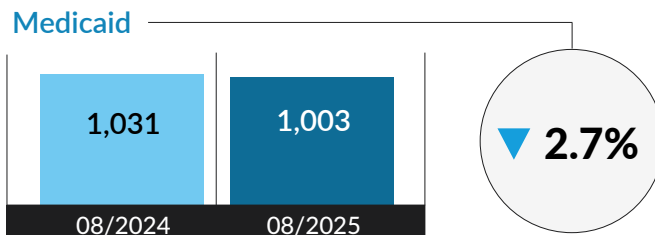
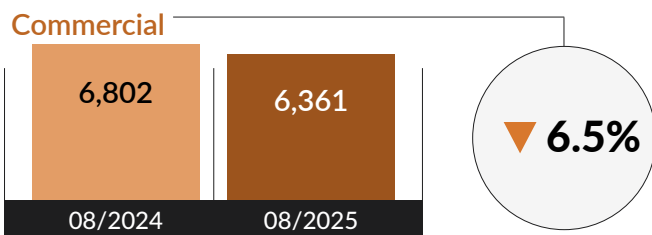
% Total Insured Population in the CO APCD
58%

*Data comes from the [CO APCD Insights Dashboard](#), with data from reporting year 2023. See full considerations and [methodology](#) for Insights Dashboard population reporting.

**County population and insured estimates are based on five years of Census data leading up to the selected year.



Year-Over-Year County Enrollment

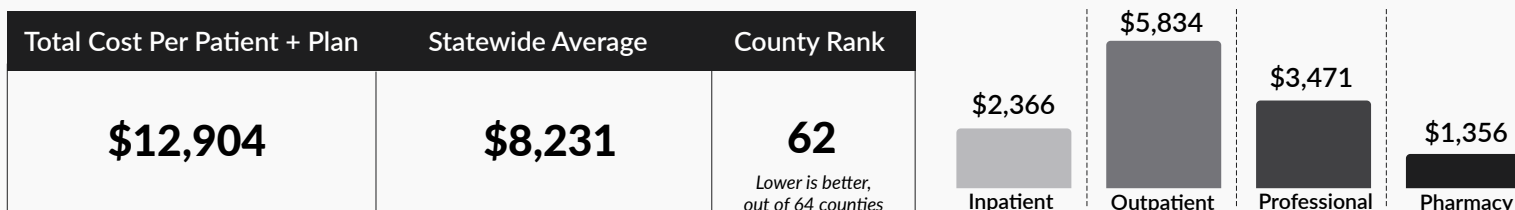


Commercial and Medicaid only, does not include Medicare Fee-for-Service or Advantage.

Spending on Care in Pitkin County

Payments Made by Health Plans and Patients Combined | All Payers, 2023 | Per Person Per Year (PPPY)

All data in this section comes from the [Community Dashboard](#), with most recent data through reporting year 2023.



County Trends and Notes | All measures reflect data from the [Community Dashboard](#) (2013 -2023)

- Pitkin County has **higher spending on care than most other Colorado counties**. In 2023, the total cost of care (plan + patient) was \$12,904, well above the rural county benchmark of \$9,534 and statewide benchmark of \$8,231. Among all Colorado counties, Pitkin ranks 62 in cost of care (plan + patient, ranked lowest to highest), making it the second most expensive county to receive care.
- Pitkin County has a **consistently higher rate of primary care visits than most Colorado counties**. In 2023, the county recorded 642 primary care visits per 1,000 people, above the statewide benchmark of 547 visits per 1,000 people and the rural benchmark of 555 visits per 1,000 people.
- Pitkin County has the **second highest rate of eligible people who receive breast cancer screenings** among all Colorado counties. In 2023, eligible people in Pitkin County received screenings at a rate of 75%, well above the rural county benchmark of 61% and statewide benchmark of 63%.

Explore more county profiles and download the full underlying dataset for the Community Dashboard on civhc.org.