

# County Profile: Park County (Rural)



CENTER FOR IMPROVING  
VALUE IN HEALTH CARE

## County Overview

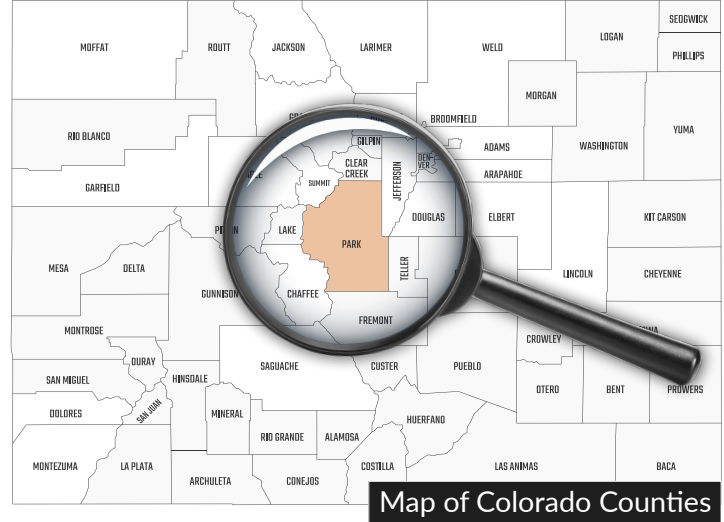
### Population Information 2023\*

Total Population	Unique Lives in the CO APCD	Insured Population**
<b>17,642</b>	<b>10,800</b>	<b>16,406</b>

% Total Population in the CO APCD	% Total Insured Population in the CO APCD
<b>61%</b>	<b>66%</b>

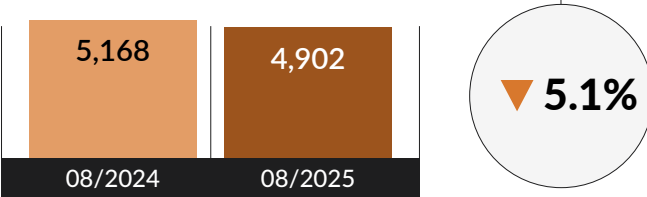
\*Data comes from the [CO APCD Insights Dashboard](#), with data from reporting year 2023. See full considerations and [methodology](#) for Insights Dashboard population reporting.

\*\*County population and insured estimates are based on five years of Census data leading up to the selected year.



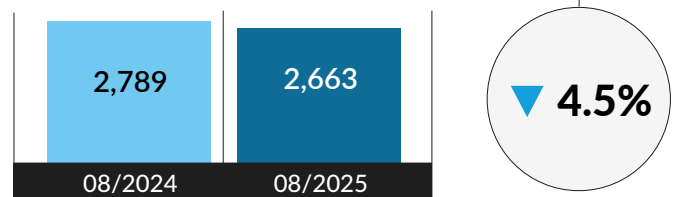
## Year-Over-Year County Enrollment

### Commercial



Commercial and Medicaid only, does not include Medicare Fee-for-Service or Advantage.

### Medicaid



## Spending on Care in Park County

### Payments Made by Health Plans and Patients Combined | All Payers, 2023 | Per Person Per Year (PPPY)

All data in this section comes from the [Community Dashboard](#), with most recent data through reporting year 2023.

Total Cost Per Patient + Plan	Statewide Average	County Rank	Inpatient	Outpatient	Professional	Pharmacy
<b>\$8,689</b>	<b>\$8,231</b>	<b>27</b> <i>Lower is better, out of 64 counties</i>	\$1,710	\$2,198	\$2,960	\$2,078

## County Trends and Notes | All measures reflect data from the [Community Dashboard](#) (2013 -2023)

- Park County has a **higher rate of health care non-users**, or people who have health coverage but do not have claims. In 2023, Park County recorded non-users at a rate of 276 per 1,000, higher than the statewide benchmark of 246 per 1,000 people and rural county benchmark of 243 per 1,000.
- Park County has a **higher rate of primary care visits** than many Colorado counties. In 2023, the county recorded 573 primary care visits per 1,000 people, above the statewide benchmark of 547 visits per 1,000 people and rural county benchmark of 555 visits per 1,000 people.
- Park County has a **lower rate of emergency department (ED) visits** than most urban counties and Colorado counties overall. In 2023, the county recorded 201 ED visits per 1,000 people, well below the rural county benchmark of 344 per 1,000 people and statewide benchmark of 316 per 1,000 people.

Explore more county profiles and download the full underlying dataset for the Community Dashboard on [civhc.org](http://civhc.org).