

County Profile: Fremont County (Rural)



CENTER FOR IMPROVING
VALUE IN HEALTH CARE

County Overview

Population Information 2023*

Total Population
41,484

Unique Lives in the CO APCD
33,720

Insured Population**
39,052

% Total Population in the CO APCD

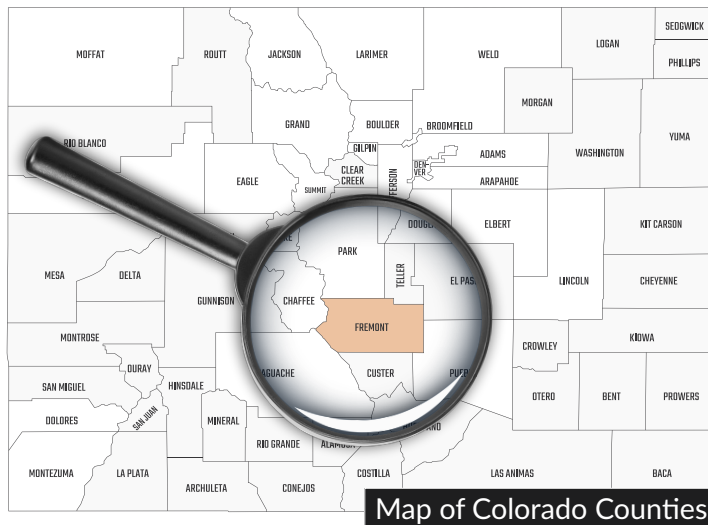
81%

% Total Insured Population in the CO APCD

86%

*Data comes from the [CO APCD Insights Dashboard](#), with data from reporting year 2023. See full considerations and [methodology](#) for Insights Dashboard population reporting.

**County population and insured estimates are based on five years of Census data leading up to the selected year.



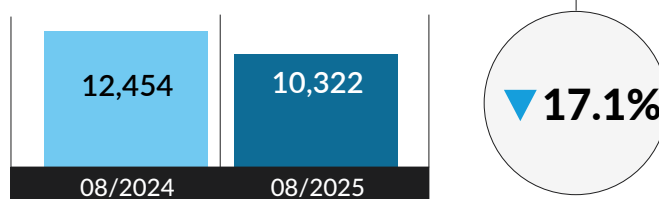
Year-Over-Year County Enrollment

Commercial



Commercial and Medicaid only, does not include Medicare Fee-for-Service or Advantage.

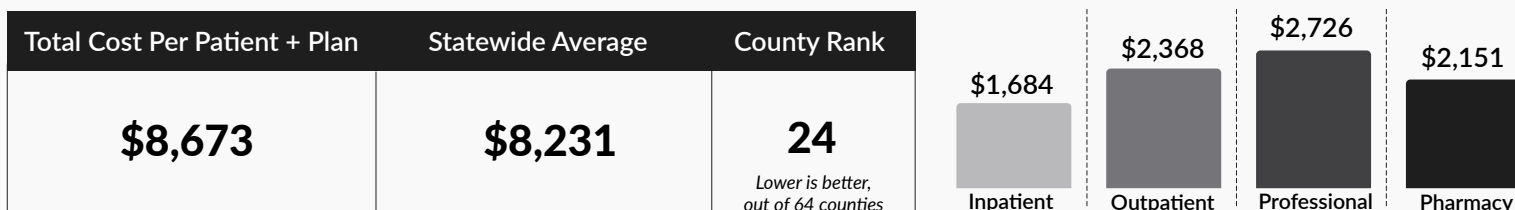
Medicaid



Spending on Care in Fremont County

Payments Made by Health Plans and Patients Combined | All Payers, 2023 | Per Person Per Year (PPPY)

All data in this section comes from the [Community Dashboard](#), with most recent data through reporting year 2023.



County Trends and Notes | All measures reflect data from the [Community Dashboard](#) (2013 -2023)

- Fremont County has a **lower rate of healthy users**, or people accessing only routine care (such as preventive or minor condition-related claims). In 2023, Fremont County recorded healthy users accessing care at a rate of 110 per 1,000 people, below the statewide benchmark of 148 per 1,000 people and rural benchmark of 138 per 1,000 people. Among all Colorado counties, Fremont ranks 6th lowest in healthy user rate (ranked lowest to highest).
- While Fremont County has fewer healthy users, the county records a **higher rate of primary care users** than most other Colorado counties. In 2023, Fremont County recorded a primary care user rate of 606 per 1,000 people, above the statewide average of 547 per 1,000 people and the rural county benchmark of 555 per 1,000 people.
- Fremont County has a **lower rate of eligible people who receive their breast cancer screenings** compared to other Colorado counties. Although Fremont County trends followed statewide and rural trends until 2020, the county experienced a more severe drop and slower rebound after the onset of the COVID-19 pandemic. In 2023, eligible people in Fremont County received breast cancer screenings at a rate of 56%, below the rural county benchmark of 61% and statewide rate of 63%.

Explore more county profiles and download the full underlying dataset for the Community Dashboard on civhc.org.