

County Profile: Eagle County (Rural)



CENTER FOR IMPROVING
VALUE IN HEALTH CARE

County Overview

Population Information 2023*

Total Population
55,267

Unique Lives in the CO APCD
29,970

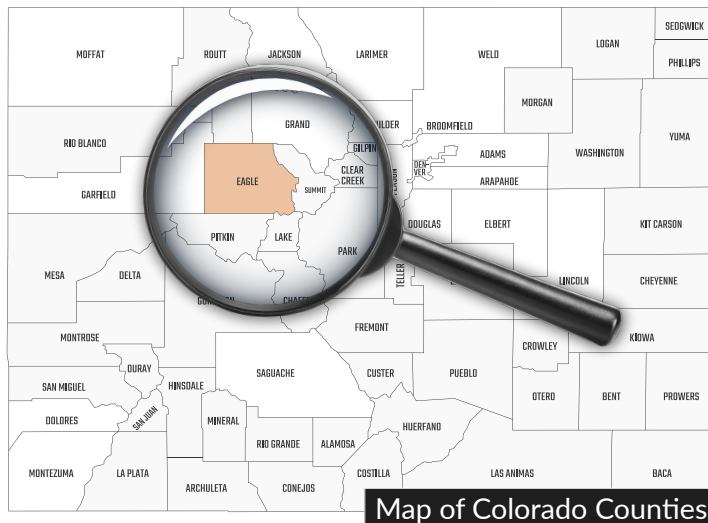
Insured Population**
49,675

% Total Population in the CO APCD
54%

% Total Insured Population in the CO APCD
60%

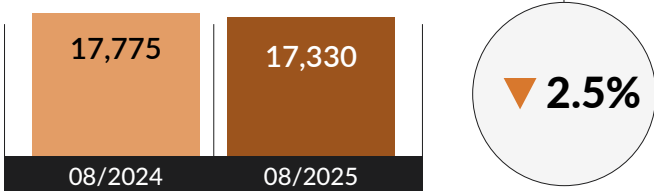
*Data comes from the [CO APCD Insights Dashboard](#), with data from reporting year 2023. See full considerations and [methodology](#) for Insights Dashboard population reporting.

**County population and insured estimates are based on five years of Census data leading up to the selected year.



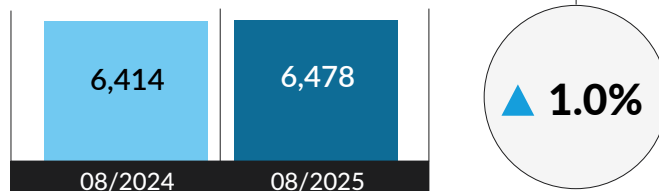
Year-Over-Year County Enrollment

Commercial



Commercial and Medicaid only, does not include Medicare Fee-for-Service or Advantage.

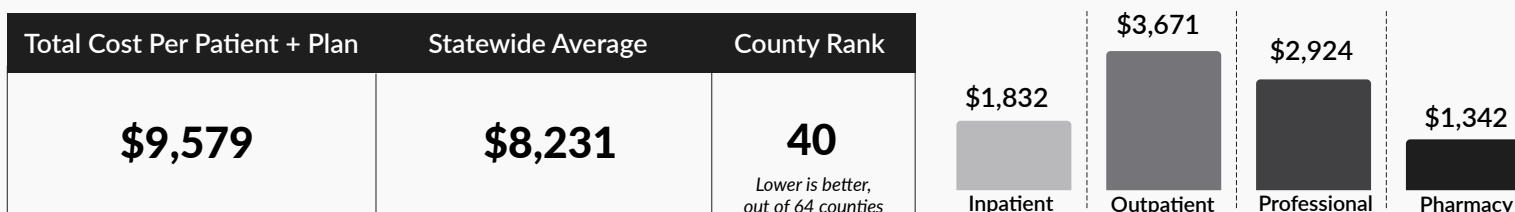
Medicaid



Spending on Care in Eagle County

Payments Made by Health Plans and Patients Combined | All Payers, 2023 | Per Person Per Year (PPPY)

All data in this section comes from the [Community Dashboard](#), with most recent data through reporting year 2023.



County Trends and Notes | All measures reflect data from the [Community Dashboard](#) (2013 -2023)

- Eagle County records a **slightly above average rate of health users**, or people accessing only routine care (such as preventive or minor condition-related claims). In 2023, Eagle recorded healthy users accessing care at a rate of 167 per 1,000 people, above the statewide benchmark of 148 per 1,000 people and rural benchmark of 138 per 1,000 people.
- Eagle County has a **higher rate of eligible people who receive breast cancer screenings** compared to other Colorado counties. In 2023, eligible people in Eagle County received screenings at a rate of 70%, well above the rural county benchmark of 61% and statewide rate of 63%. Overall, Eagle County is fifth highest among Colorado counties ranked by breast cancer screening rates (ranked highest to lowest).
- Eagle County has a **consistently lower rate of emergency department (ED) visits** than most rural counties and Colorado counties overall. In 2023, the county recorded a rate of 173 ED visits per 1,000 people, below the rural county benchmark of 344 per 1,000 people and statewide benchmark of 316 per 1,000 people. Overall, Eagle County falls third among Colorado counties ranked by ED visit rates (when ranked lowest to highest), placing it as one of the counties with the lowest ED visitation rates across the state.

Explore more county profiles and download the full underlying dataset for the Community Dashboard on civhc.org.