

County Profile: Chaffee County (Rural)



CENTER FOR IMPROVING
VALUE IN HEALTH CARE

County Overview

Population Information 2023*

Total Population
18,471

Unique Lives in the CO APCD
15,800

Insured Population**
17,123

% Total Population in the CO APCD

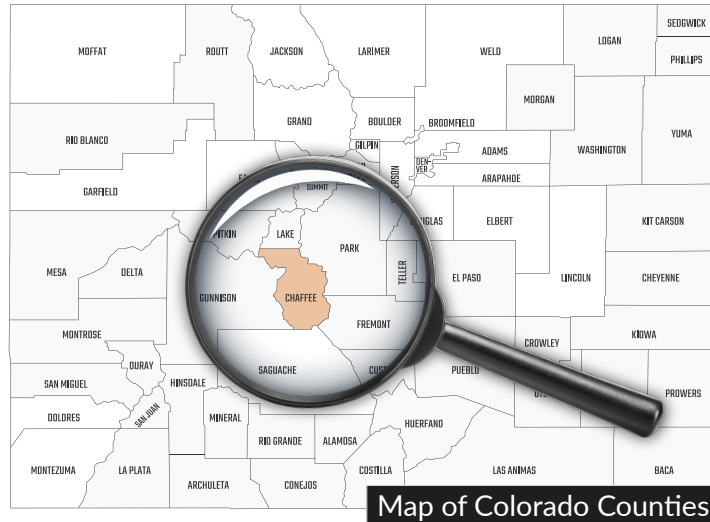
86%

% Total Insured Population in the CO APCD

92%

*Data comes from the [CO APCD Insights Dashboard](#), with data from reporting year 2023. See full considerations and [methodology](#) for Insights Dashboard population reporting.

**County population and insured estimates are based on five years of Census data leading up to the selected year.



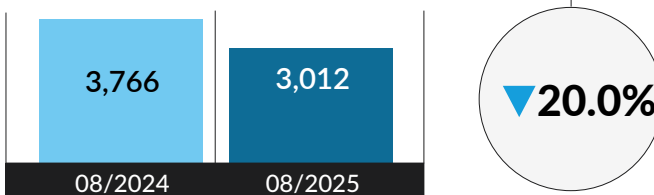
Year-Over-Year County Enrollment

Commercial



Commercial and Medicaid only, does not include Medicare Fee-for-Service or Advantage.

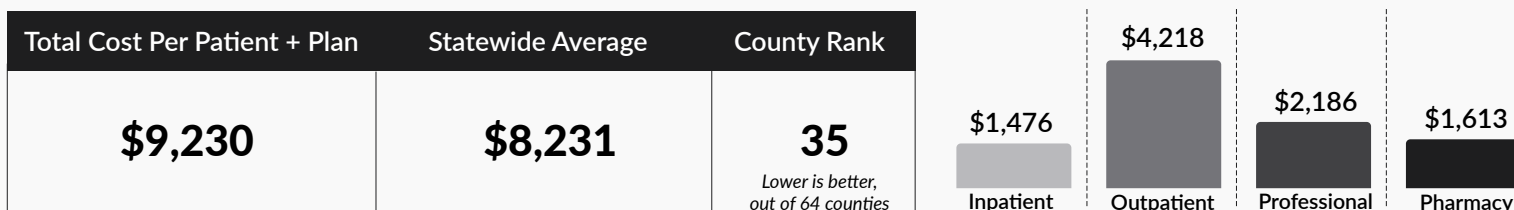
Medicaid



Spending on Care in Chaffee County

Payments Made by Health Plans and Patients Combined | All Payers, 2023 | Per Person Per Year (PPPY)

All data in this section comes from the [Community Dashboard](#), with most recent data through reporting year 2023.



County Trends and Notes | All measures reflect data from the [Community Dashboard](#) (2013 -2023)

- Chaffee County has a **consistently higher rate of primary care visits** than many Colorado counties. In 2023, the county recorded 620 primary care visits per 1,000 people, well above the statewide benchmark of 547 visits per 1,000 people and rural county benchmark of 555 visits per 1,000 people.
- Although there are **more people accessing primary care** in Chaffee County, the county records a lower rate of healthy users, or people accessing only routine care (such as preventive or minor condition-related claims). In 2023, Chaffee County recorded healthy users accessing care at a rate of 123 per 1,000 people, below the statewide benchmark of 148 per 1,000 people and rural benchmark of 138 per 1,000 people.
- Children and adolescents in Chaffee County **experience less access to dental care** compared to other Colorado counties. In 2023, Chaffee County recorded a 48% rate of children and adolescents accessing dental care, compared to a rural benchmark of 53% and statewide benchmark of 59%.

Explore more county profiles and download the full underlying dataset for the Community Dashboard on [civhc.org](#).