

County Profile: Montezuma County (Rural)



CENTER FOR IMPROVING
VALUE IN HEALTH CARE

County Overview

Population Information 2023*

Total Population
25,971

Unique Lives in the CO APCD
19,660

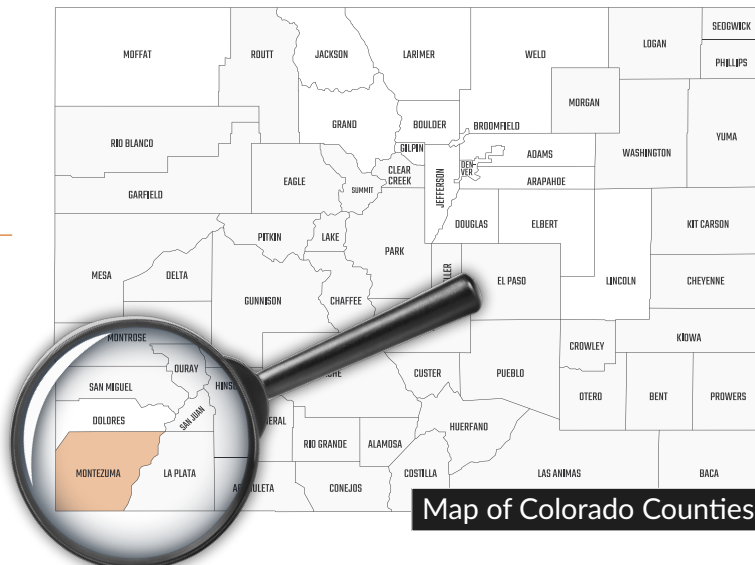
Insured Population**
23,002

% Total Population in the CO APCD
76%

% Total Insured Population in the CO APCD
85%

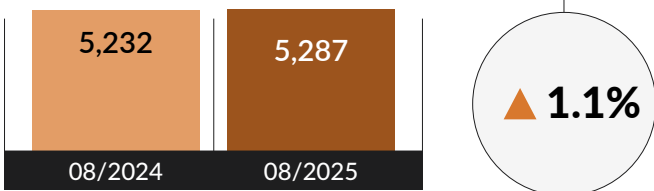
*Data comes from the [CO APCD Insights Dashboard](#), with data from reporting year 2023. See full considerations and [methodology](#) for Insights Dashboard population reporting.

**County population and insured estimates are based on five years of Census data leading up to the selected year.

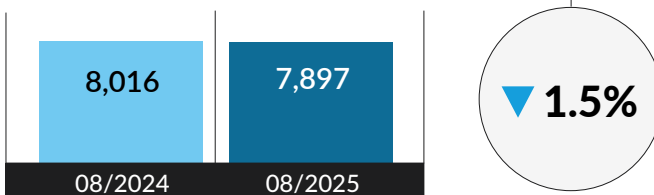


Year-Over-Year County Enrollment

Commercial



Medicaid

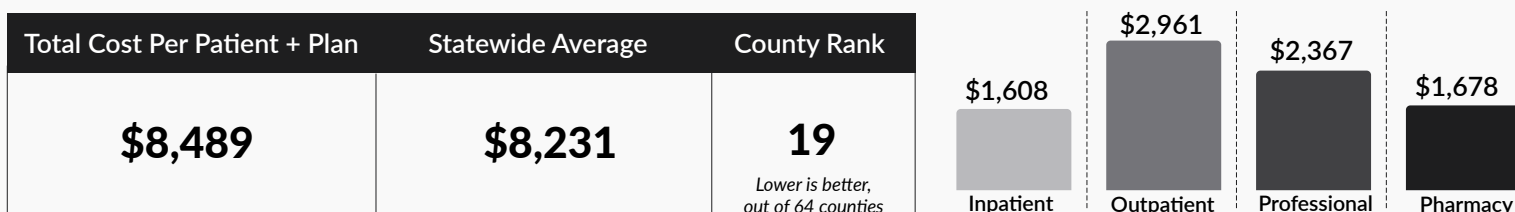


Commercial and Medicaid only, does not include Medicare Fee-for-Service or Advantage.

Spending on Care in Montezuma County

Payments Made by Health Plans and Patients Combined | All Payers, 2023 | Per Person Per Year (PPPY)

All data in this section comes from the [Community Dashboard](#), with most recent data through reporting year 2023.



County Trends and Notes | All measures reflect data from the [Community Dashboard](#) (2013 -2023)

- Montezuma County has a **lower rate of eligible people who receive breast cancer screenings compared to other Colorado counties**. In 2023, eligible people in Montezuma County received screenings at a rate of 54%, below the rural county benchmark of 61% and statewide rate of 63%.
- Children and adolescents in Montezuma County **experience more access to dental care compared to other rural Colorado counties**. In 2023, Montezuma County recorded a 60% rate of children and adolescents accessing dental care, compared to a rural benchmark of 53%. Montezuma's rate is also slightly above the benchmark rate for urban counties and statewide across Colorado (both 59%).
- Montezuma County has a **higher rate of people who visit the emergency department (ED) compared to other Colorado counties**. In 2023, people visited the ED in Montezuma County at a rate of 438 per 1,000 people, above the statewide benchmark of 316 per 1,000 people and the rural county benchmark of 344 per 1,000 people.

Explore more county profiles and download the full underlying dataset for the Community Dashboard on [civhc.org](#).