

County Profile: La Plata County (Rural)



CENTER FOR IMPROVING
VALUE IN HEALTH CARE

County Overview

Population Information 2023*

Total Population**

55,638

Unique Lives in the CO APCD

Insured Population**

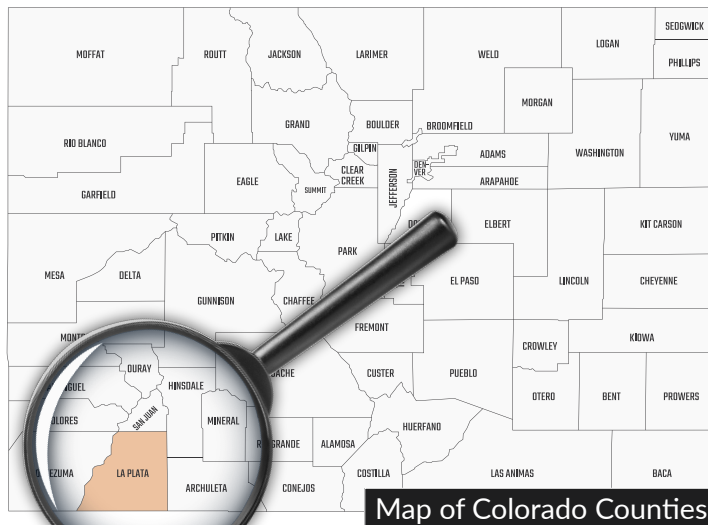
51,359

% Total Population in the CO APCD

% Total Insured Population in the CO APCD

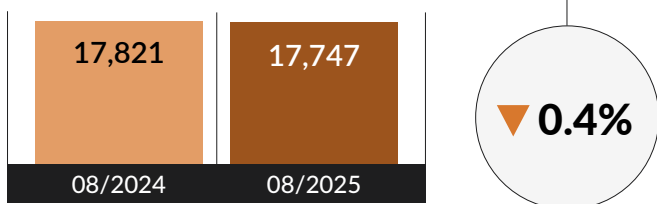
*Population data for this county was not available through the CO APCD Insights Dashboard at the time of publishing. The data will be added at a later date.

**County population and insured estimates are based on five years of American Community Survey data leading up to the selected year.

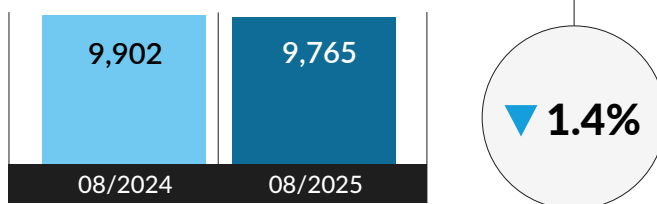


Year-Over-Year County Enrollment

Commercial



Medicaid

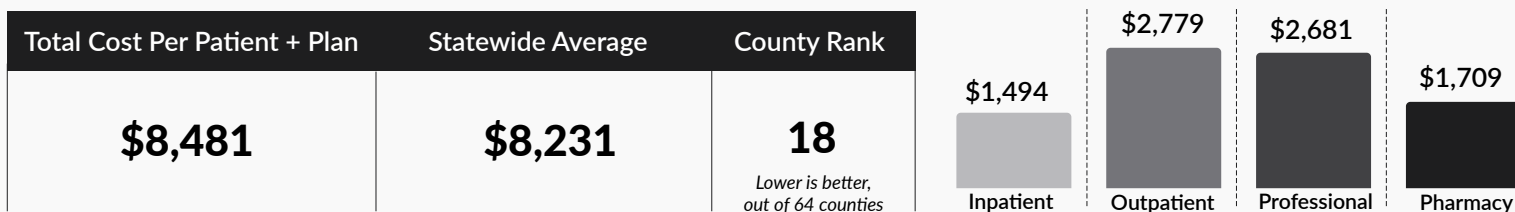


Commercial and Medicaid only, does not include Medicare Fee-for-Service or Advantage.

Spending on Care in La Plata County

Payments Made by Health Plans and Patients Combined | All Payers, 2023 | Per Person Per Year (PPPY)

All data in this section comes from the [Community Dashboard](#), with most recent data through reporting year 2023.



County Trends and Notes | All measures reflect data from the [Community Dashboard](#) (2013 -2023)

- La Plata County has **lower spending on care than most other rural counties**. In 2023, total cost of care (plan + patient) was \$8,481 per person per year, below the rural county benchmark of \$9,534. Among all Colorado counties, La Plata ranks 18th in cost of care (ranked lowest to highest), placing it in the top third overall.
- La Plata County has a **high rate of breast cancer screenings**, indicative of a higher rate of preventive care use. While screening rates in La Plata County largely matched rural and statewide trends in most measured years, screening rates climbed notably in 2023, when the county recorded a screening rate of 67% of eligible residents, above rural county (61%) and statewide (63%) benchmarks. Overall, La Plata is tied with Garfield County to rank 7th in counties by breast cancer screening rates (ranked highest to lowest).
- La Plata County has a **lower rate of emergency department (ED) visits than most rural counties and Colorado counties overall**. In 2023, the county recorded 268 ED visits per 1,000 people, below the rural county benchmark of 344 per 1,000 people and statewide benchmark of 316 per 1000 people.

Explore more county profiles and download the full underlying dataset for the Community Dashboard on civhc.org.