

# County Profile: Dolores County (Rural)



CENTER FOR IMPROVING  
VALUE IN HEALTH CARE

## County Overview

### Population Information 2023\*

Total Population  
**2,385**

Unique Lives in the CO APCD  
**1,570**

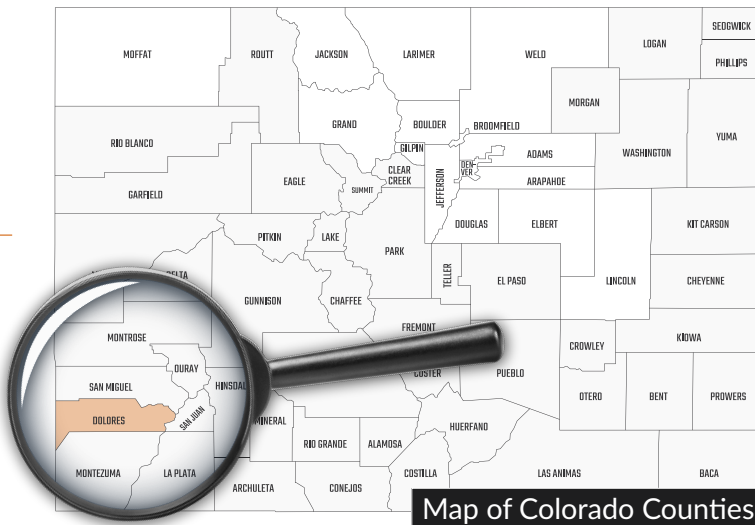
Insured Population\*\*  
**2,225**

% Total Population in the CO APCD  
**66%**

% Total Insured Population in the CO APCD  
**71%**

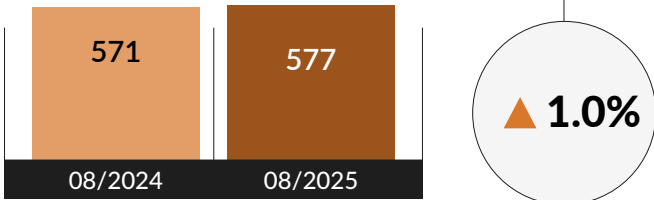
\*Data comes from the [CO APCD Insights Dashboard](#), with data from reporting year 2023. See full considerations and [methodology](#) for Insights Dashboard population reporting.

\*\*County population and insured estimates are based on five years of Census data leading up to the selected year.

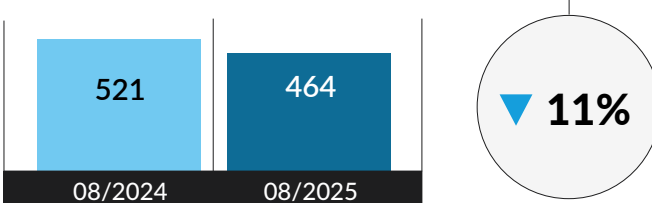


## Year-Over-Year County Enrollment

### Commercial



### Medicaid

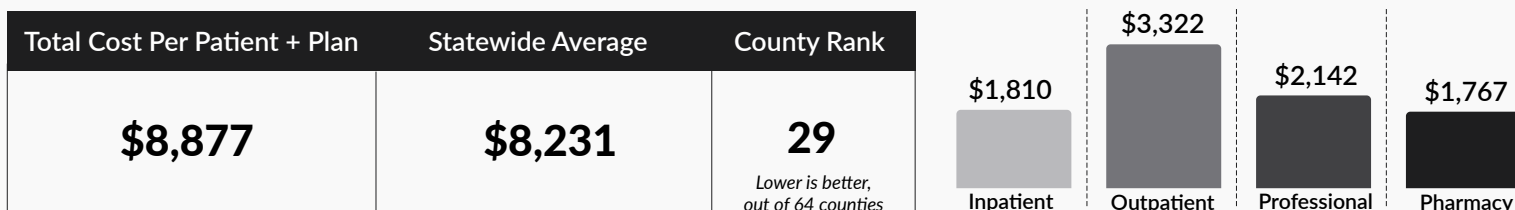


Commercial and Medicaid only, does not include Medicare Fee-for-Service or Advantage.

## Spending on Care in Dolores County

### Payments Made by Health Plans and Patients Combined | All Payers, 2023 | Per Person Per Year (PPPY)

All data in this section comes from the [Community Dashboard](#), with most recent data through reporting year 2023.



## County Trends and Notes | All measures reflect data from the [Community Dashboard](#) (2013 -2023)

- Dolores County has a **slightly lower spending on care than other rural Colorado counties**. In 2023, cost of care (plan + patient) in Dolores County was \$8,877, lower than the rural county benchmark of \$9,534. Overall, Dolores County ranks in the middle of Colorado counties in spending on care at 29 (plan + patient; ranked lowest to highest).
- Dolores County **consistently has significantly lower rates of eligible people who receive breast cancer screenings** compared to other Colorado counties. In 2023, eligible people in Dolores County received a screening at a rate of 48%, well below the rural county benchmark of 61% and statewide rate of 63%. Dolores County ties with Kit Carson County at 6th when counties are ranked in breast cancer screening rates (ranked lowest to highest), making it one of the Colorado counties with the lowest screening rates.
- Dolores County has a **higher rate of people who have potentially preventable trips to the emergency department (ED)**. In 2023, Dolores County recorded potentially preventable ED visits at a rate of 146 per 1,000 people, above the rural county benchmark of 124 per 1,000 people and statewide benchmark of 118 per 1,000 people.

Explore more county profiles and download the full underlying dataset for the Community Dashboard on [civhc.org](#).