

County Profile: Archuleta County (Rural)



CENTER FOR IMPROVING
VALUE IN HEALTH CARE

County Overview

Population Information 2023*

Total Population
13,620

Unique Lives in the CO APCD
10,540

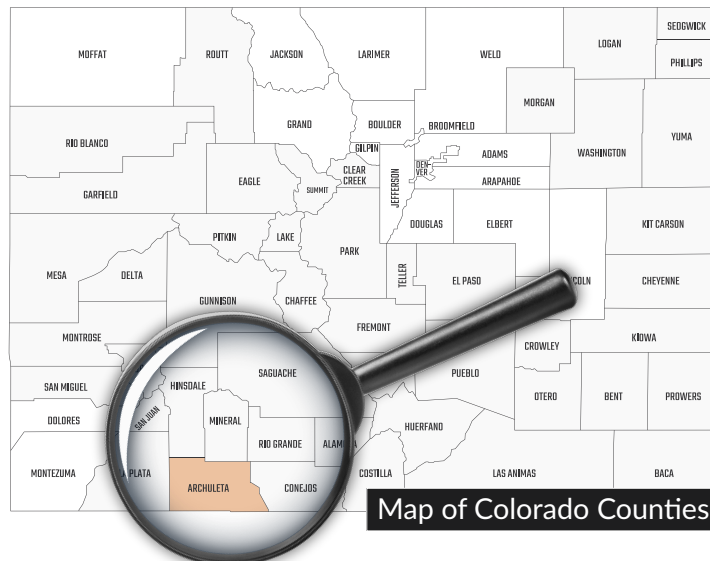
Insured Population**
12,052

% Total Population in the CO APCD
77%

% Total Insured Population in the CO APCD
88%

*Data comes from the [CO APCD Insights Dashboard](#), with data from reporting year 2023. See full considerations and [methodology](#) for Insights Dashboard population reporting.

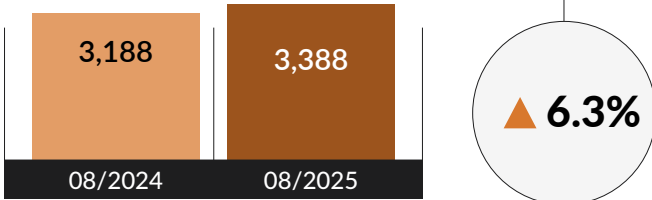
**County population and insured estimates are based on five years of Census data leading up to the selected year.



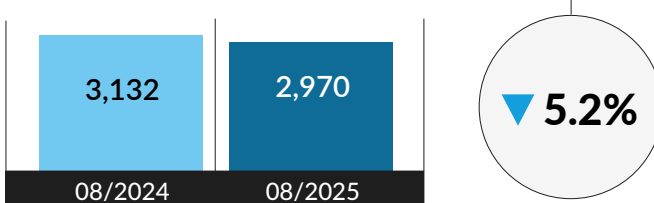
Map of Colorado Counties

Year-Over-Year County Enrollment

Commercial



Medicaid

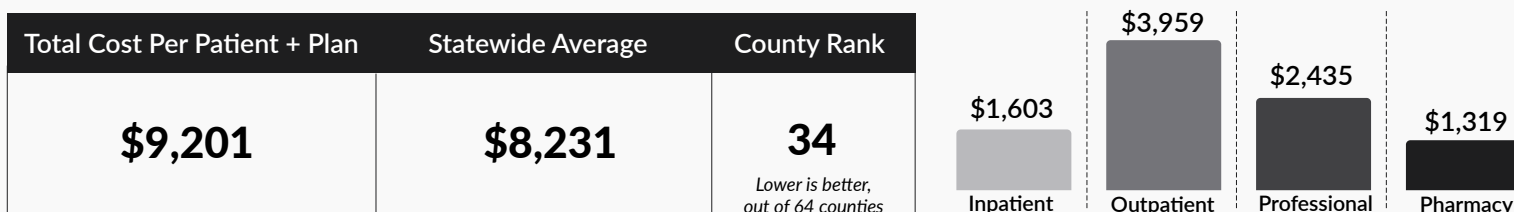


Commercial and Medicaid only, does not include Medicare Fee-for-Service or Advantage.

Spending on Care in Archuleta County

Payments Made by Health Plans and Patients Combined | All Payers, 2023 | Per Person Per Year (PPPY)

All data in this section comes from the [Community Dashboard](#), with most recent data through reporting year 2023.



County Trends and Notes | All measures reflect data from the [Community Dashboard](#) (2013 -2023)

- Archuleta County has a **lower rate of healthy users**, or people accessing only routine care (such as preventive or minor condition-related claims). In 2023, Archuleta County recorded healthy users accessing care at a rate of 121 per 1,000 people, below the statewide benchmark of 148 per 1,000 people and rural benchmark of 138 per 1,000 people.
- Archuleta County also has a **slightly higher rate of health care non-users**, or people who have health coverage but do not use their insurance. In 2023, Archuleta County's rate of non-users was 254 per 1,000 people, slightly higher than the statewide benchmark of 246 per 1,000 people and rural county benchmark of 243 per 1,000 people.
- Archuleta County experiences **people visiting the emergency department (ED) at rates similar to most Colorado counties and below most other rural counties**. In 2023, Archuleta County's ED visit rate was 324 per 1,000 people, slightly above the statewide benchmark of 316 per 1,000 people but below the benchmark for other rural counties of 344 per 1,000 people.

Explore more county profiles and download the full underlying dataset for the Community Dashboard on civhc.org.